



UNIVERSITÀ
DEGLI STUDI
DI PADOVA

Fourth Xylem International Meeting



BOOK OF ABSTRACTS



Investigation of non-structural carbohydrates and xylem anatomy in petiole of grapevine varieties during water limitation and after re-irrigation

Marco Vuerich¹, Francesco Boscutti¹, Enrico Braidot¹, Alberto Calderan¹, Valentino Casolo¹, Rachele Falchi¹, Antonio Filippi¹, José Carlos Herrera², Andrea Nardini³, Enrico Peterlunger¹, Elisa Petrusa¹, Marco Zancani¹ & Paolo Sivilotti¹

¹ University of Udine, Department of Agricultural, Food, Environmental and Animal Sciences, 33100 Udine, Italy

² University of Natural Resources and Life Sciences, Division of Viticulture and Pomology, 3430 Vienna, Austria

³ University of Trieste, Department of Life Sciences, 34128 Trieste, Italy

Water shortage (WS) during growing of *Vitis vinifera* L. can limit shoot growth and affect yield and fruit quality, as well as allocation of carbon reserves into perennial organs for the upcoming years. Varietal anatomical differences, such as specific mean xylem vessel diameter in petiole, are expected to influence water transport in canes facing water limitation. Several authors have also evidenced that non-structural carbohydrates (NSC) of adjacent living parenchyma are involved in the repair mechanism of embolized vessels. In this work, we evaluated NSC level and xylem anatomy in petiole of Cabernet Sauvignon and Syrah varieties, subjected to WS and subsequent water refilling in the summer of 2017. The anatomical analysis highlighted that Syrah had high frequency of classes of large vessels, and that the xylem differentiation of vascular bundles was also affected by WS. Moreover, petiole NSC content was significantly influenced by WS and recovery, supporting the hypothesis that starch mobilization was associated to an elevated concentration in soluble NSC. This effect was determinant for Cabernet Sauvignon, whose stress response seemed to be based mainly on NSC metabolism. Finally, Syrah, differently to Cabernet Sauvignon, sustained the WS-induced increase in soluble NSC of petiole also 18 h after re-watering.

Key message: Petiole anatomy and NSC were compared in different grapevine varieties during water stress and after re-irrigation. The cultivar with the higher frequency in large vessels could maintain higher soluble NSC for recovery.

SESSION 5: PHYSIOLOGICAL RESPONSES TO THE ENVIRONMENT**Effects of mosses with contrasting functional traits on shrub growth and xylem anatomy under different precipitation regimes at the tundra**

Alba Anadon-Rosell¹, Andrea Morales¹, Signe Lett², Martin Wilmking¹ & Ellen Dorrepaal³

¹ Institute of Botany and Landscape Ecology, University of Greifswald, Germany

² Terrestrial Ecology Section, Department of Biology, University of Copenhagen, Denmark

³ Department of Ecology and Environmental Science, Climate Impacts Research Centre, Umeå University, Abisko, Sweden

In the Arctic tundra, bryophytes are the dominant growth form covering the soil surface of shrub communities. They can exert physical and chemical effects on the community through their capacity to retain moisture, their allelopathic compounds or the introduction of nutrients into the system. The study of the interaction between shrubs and bryophytes is essential to understand the functioning of these communities, which are expanding in the tundra due to global change. In this study, we collected *Betula nana* ramets growing on moss carpets dominated by the species *Hylocomium splendens*, *Pleurozium schreberi* or *Sphagnum* spp., which differ in their growth habit and the density of their carpets. We sampled three ramets per site in eight locations near Abisko, Sweden. Half of the sites correspond to low precipitation areas (571-755 mm) and the other half to high precipitation (811-1155 mm). We prepared microscopic sections of the shrubs stem base and measured growth rings and xylem anatomical parameters (vessel lumen area, vessel density and grouping, and theoretical hydraulic conductivity). Preliminary results indicate shrub growth differences depending on the dominating moss species. We discuss the importance of moss traits combined with the precipitation regime for the performance of tundra shrubs in the context of a changing climate.

Key message: Moss species with contrasting functional traits related to their growth habit differ in their influence on shrub performance at the tundra physiology.

Investigation of non-structural carbohydrates and anatomy in petiole of grapevine varieties during water limitation and after re-irrigation



Marco VUERICH¹, Francesco BOSCUCCI¹, Enrico BRAIDOT¹, Alberto CALDERAN¹, Valentino CASOLO¹, Rachele FALCHI¹, Antonio FILIPPI¹, José Carlos HERRERA², Andrea NARDINI³, Enrico PETERLUNGER¹, Elisa PETRUSSA¹, Marco ZANCANI¹, Paolo SIVILOTTI¹

¹ University of Udine, Department of Agricultural, Food, Environmental and Animal Sciences, 33100 Udine, Italy

² University of Natural Resources and Life Sciences, Division of Viticulture and Pomology, 3430 Wien, Austria

³ University of Trieste, Department of Life Sciences, 34128 Trieste, Italy

e-mail: vuerich.marco@spes.uniud.it

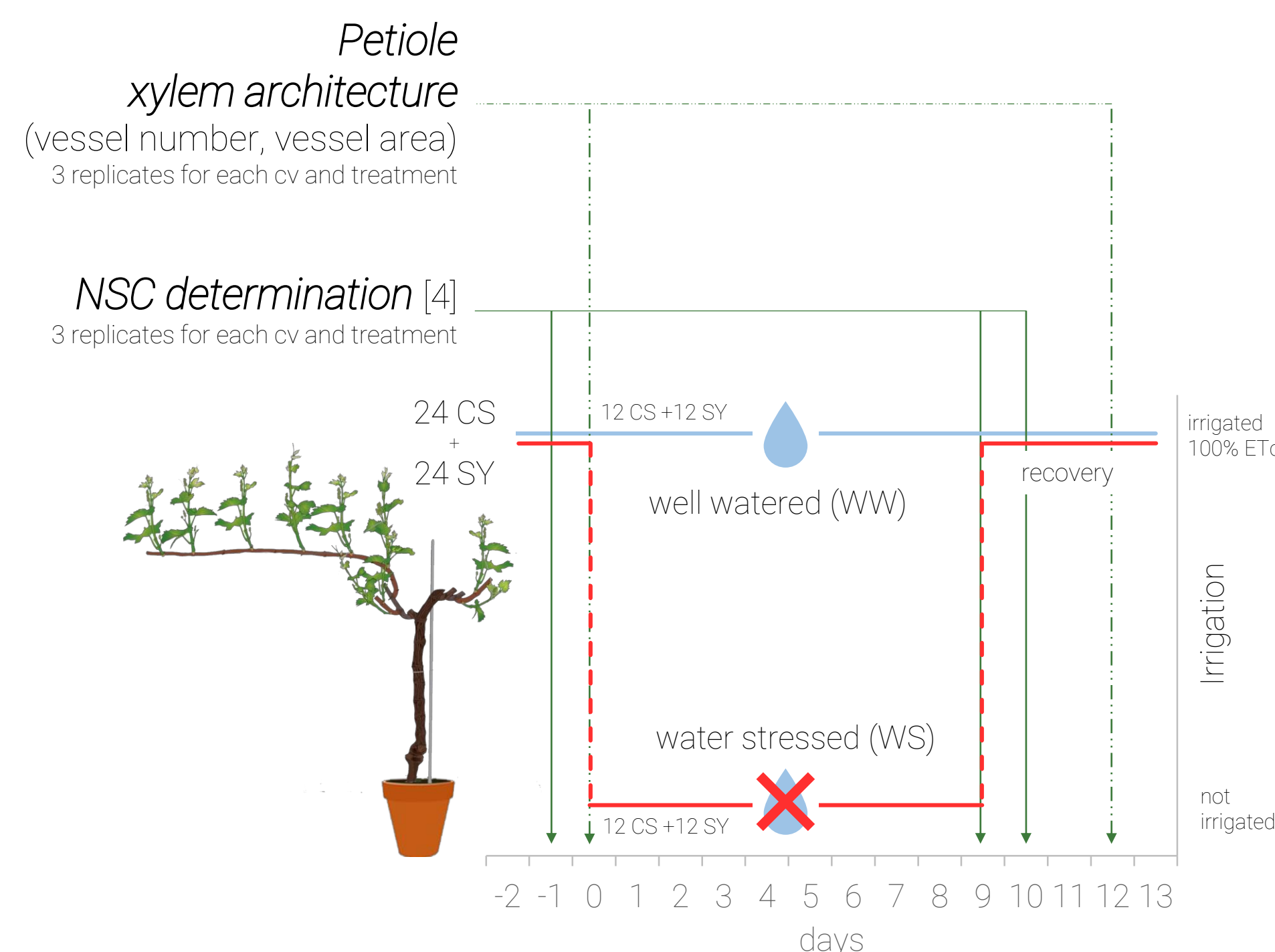
Introduction

Recent studies confirm that xylem anatomy together with non structural carbohydrates (NSC) play crucial roles in sustaining grapevine under strong water deficit [1-2]. Indeed NSC are supposed to be involved in refilling mechanism of embolized vessel [3].

In this view, the present study aimed at investigating the impact of a short and severe water deficit on two grapevine cultivars with different hydraulic behavior, namely **Cabernet Sauvignon (CS - isohydric)** and **Syrah (SY - near anisohydric)**. In particular, we looked at the effect of drought on:

- xylem differentiation within vascular bundles of leaf petioles, before and after stress;
- pattern of glucose, maltose, sucrose and starch during water deficit and after recovery.

Experimental plan

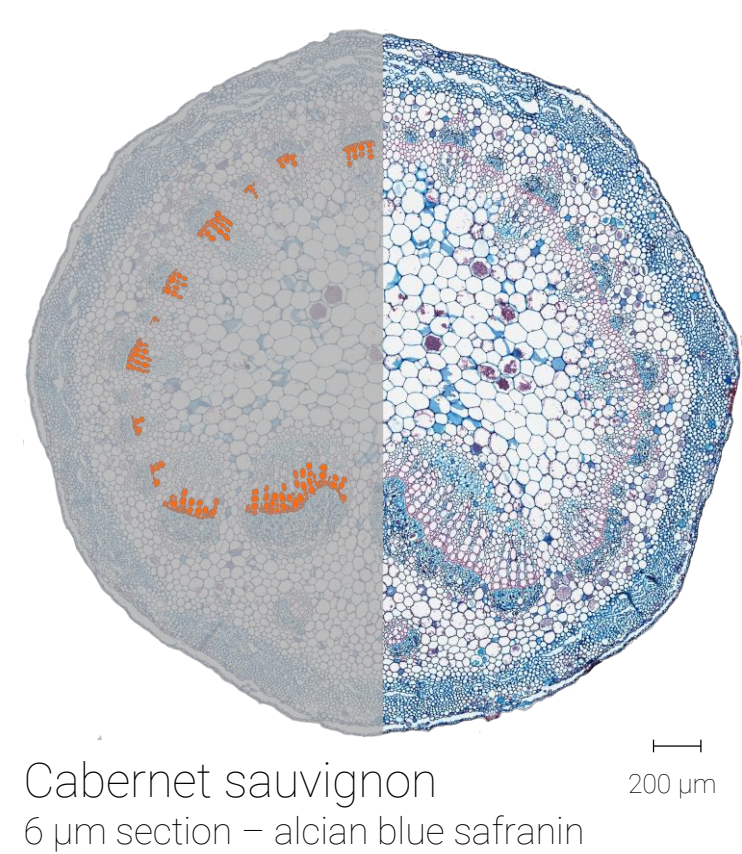


What's hot?

Non structural carbohydrates	CS		SY	
	starch	maltose	starch	maltose
before stress	●	●	●	●
during stress	●	●	●	●
after recovery	●	●	●	●

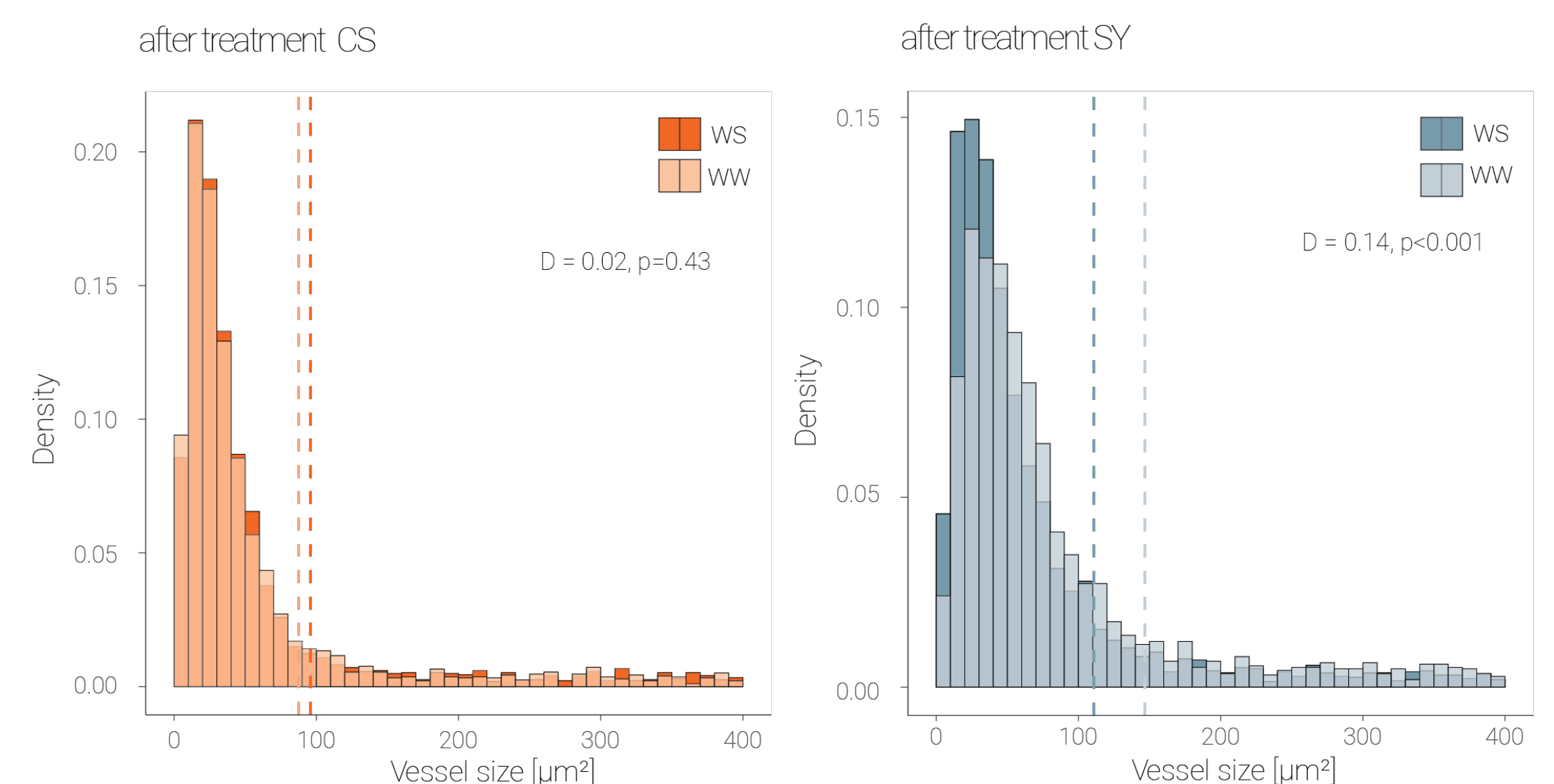
Xylem architecture	CS		SY	
	WW	WS	WW	WS
before stress	●	●	●	●
after stress	●	●	●	●

Results

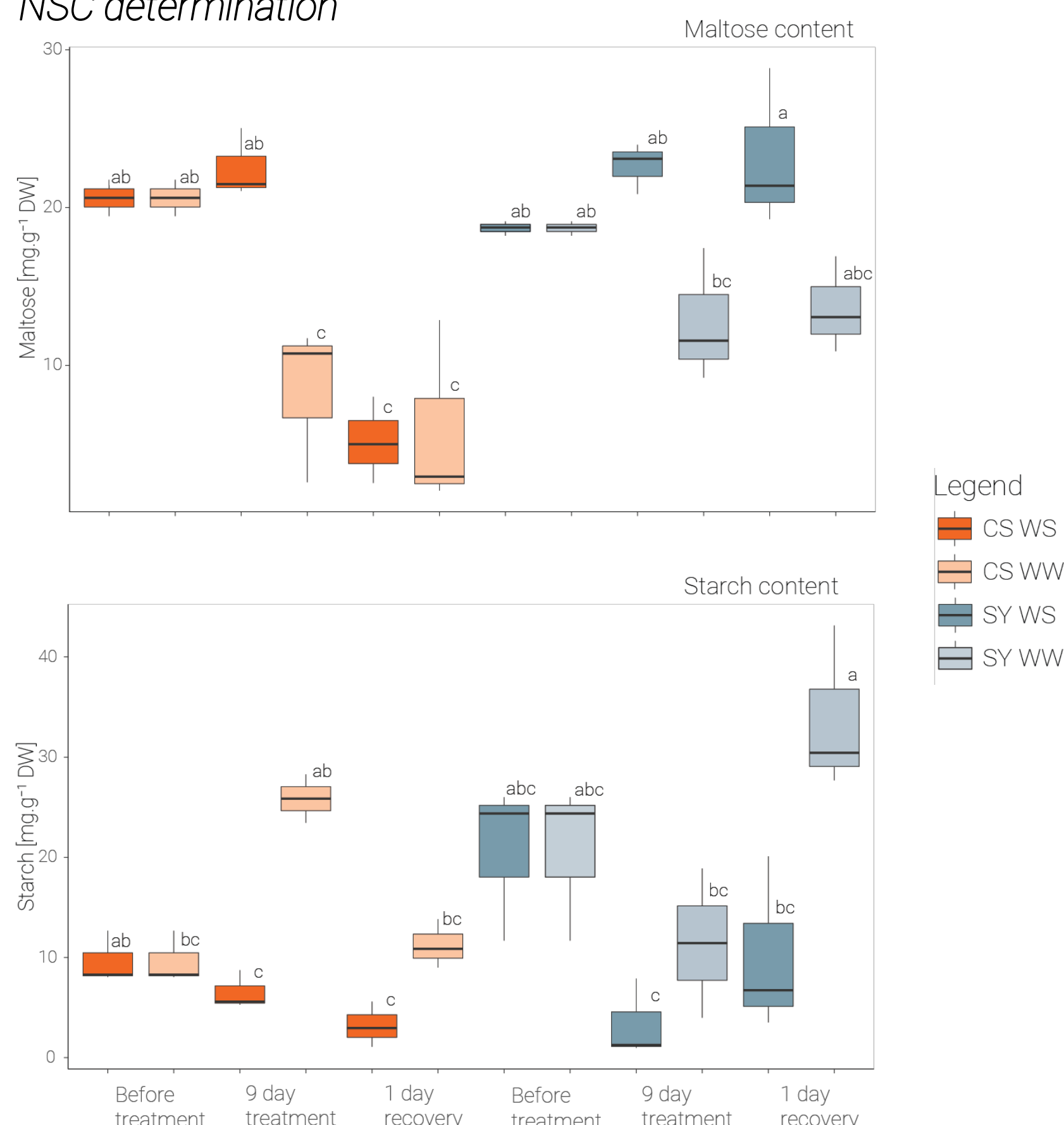


Both before and after the treatment, the difference in the frequency of xylem dimensional classes between CS and SY was statistically significant, with **CS** having petioles with **smaller vessel size** compared to SY (not shown).

The comparison of dimensional vessel classes was considered in both stressed (WS) and well watered (WW) vines. Different patterns were observed: while in **CS** the petioles **vessel size distribution was similar** in WW and WS plants, the distribution in **SY** was **significantly affected** by the treatment, as in WW vines a greater number of larger vessels was observed.



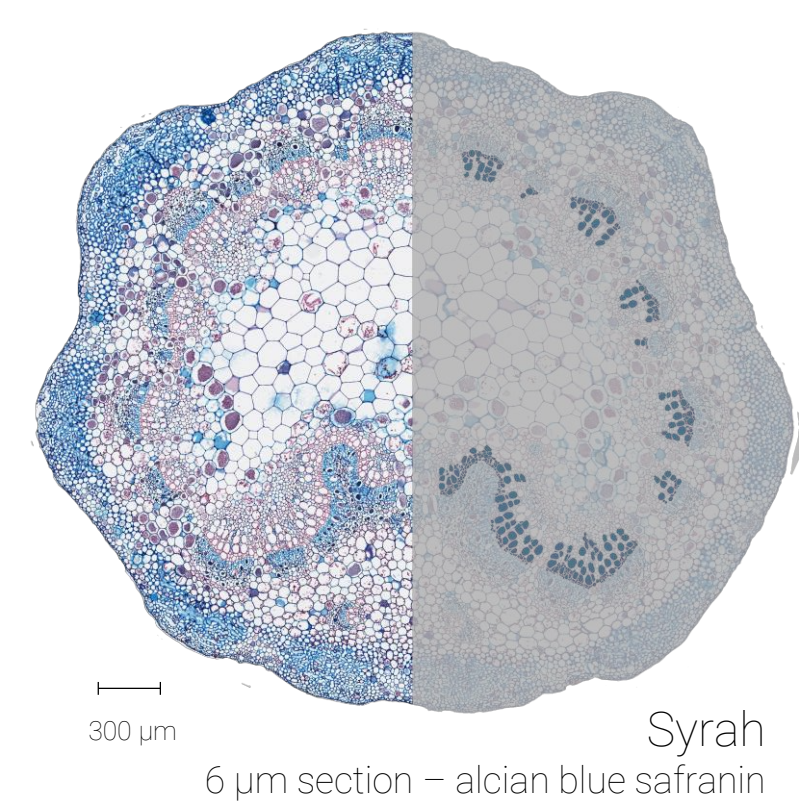
NSC determination



Maltose was significantly affected by all experimental factors (treatment, time, variety) and their interaction. **WS** treatment determined a significantly **higher concentration** of maltose in petioles in both the varieties respect to control. However, after **re-watering**, the two cultivars showed an **opposite trend**: maltose level in **CS** **dropped** at the same values of control, while in **SY** its values **remained high**. The same pattern was also observed for **sucrose**.

Starch showed differences in response to both treatment and variety and to their interaction with time. In **WS** vines, the concentration of starch in petioles was **significantly lower** than in the control. In both WW and WS vines, **SY** showed a **higher quantity** of starch respect to CS.

Glucose concentration in petiole resulted to be significantly affected only by time and variety.



[1] Hochberg, U. et al. (2014) Functional plant biology, 42: 357-365

[2] Falchi, R. et al. (2019) BIO Web of Conferences, 13

[3] Nardini et al. (2011) Plant Science 180: 604-611

[4] Quentin, A.G. et al. (2015) Tree Physiology, 35: 1146 - 1165