



UNIVERSITÀ
DEGLI STUDI
DI UDINE

Università degli studi di Udine

Feasibility of protein aerogel particles as food ingredient: The case of cocoa spreads

Original

Availability:

This version is available <http://hdl.handle.net/11390/1244392> since 2025-01-15T08:44:59Z

Publisher:

Published

DOI:10.1016/j.jfoodeng.2023.111522

Terms of use:

The institutional repository of the University of Udine (<http://air.uniud.it>) is provided by ARIC services. The aim is to enable open access to all the world.

Publisher copyright

(Article begins on next page)

Journal of Food Engineering

Feasibility of protein aerogel particles as food ingredient: the case of cocoa spreads

--Manuscript Draft--

Manuscript Number:	JFOODENG-D-23-00139
Article Type:	Short Communication
Keywords:	Aerogel; oleogel; interactions; processing; fat
Corresponding Author:	Sonia Calligaris University of Udine Udine, ITALY
First Author:	Sonia Calligaris
Order of Authors:	Sonia Calligaris Stella Plazzotta Lara Manzocco
Abstract:	<p>The feasibility of aerogel particles made of whey protein isolate (WP) as food ingredient was studied for the first time. To this aim, cocoa spreads, which traditionally contain large amounts of solid fat, were prepared using sunflower oil as lipid phase instead of fats. Sunflower oil was mixed with sugar, cocoa powder and WP aerogel particles or unstructured WP (control). Two preparation methodologies were applied: (i) mixing ingredients all at once (one-step) and (ii) preliminary oil absorption into aerogel particles, and subsequent mixing with the other ingredients (two-step). WP aerogel spreads showed higher viscosity than control ones, demonstrating the peculiar functionality of porous aerogel particles in entrapping oil. However, the preparation procedure drove the inter-particle interactions among ingredients. In particular, preliminary oil absorption into aerogel particles (two-step procedure) allowed a stronger network to be obtained. Results open to the possibility of applying aerogel particles as food ingredients, highlighting the need of a dedicated process design is performed to maximise the exploitation of their functionality.</p>
Suggested Reviewers:	Carlos García-González University of Santiago de Compostela carlos.garcia@usc.es Expert in the field of aerogels Miguel Cerqueira miguel.cerqueira@inl.int Expert in fat substitution

Dear Editor,

We send to your attention the research article entitled “Feasibility of protein aerogel particles as food ingredient: the case of cocoa spreads” by Stella Plazzotta, Sonia Calligaris and Lara Manzocco.

We propose as short communication because this is, in our knowledge, the first study on the possible application of aerogels in food products. Aerogels are unique materials with low density, open porosity, and high surface area. These characteristics confer unique functionalities of these materials that could be exploited in foods. Contrary to other sectors, however, the potential of aerogels in foods remains definitively under-reported.

In this study, whey protein aerogel particles are used as food ingredient in a real food product formulation for the first time. Cocoa spreads were selected as an example of food traditionally containing large amounts of solid fat. Sunflower oil was mixed with sugar, cocoa powder and WP aerogel particles or unstructured WP (control). Two preparation methodologies were applied to understand the effect of processing on aerogel functionality.

WP aerogel spreads showed higher viscosity than control ones, demonstrating the peculiar functionality of porous aerogel particles in entrapping oil. However, the preparation procedure drove the inter-particle interactions among ingredients. Results open to the possibility of applying aerogel particles as food ingredients, highlighting the need of a dedicated process design is performed to maximise the exploitation of their functionality.

We hope that our work could meet the requirements of Journal of Food Engineering, so you might consider it for publication in this Journal.

For any further information, do not hesitate to contact me.

Best regards,

Prof. Dr. Sonia Calligaris
Department of Agricultural, Food, Environmental and Animal Sciences
University of Udine, via Sondrio 2/A
Udine, 33100, Italy

Highlights

Whey protein aerogel particles can be used to develop cocoa spreads

Preparation procedure affects rheological behavior of spreads

Aerogel functionality depends on particle-oil interaction

Preliminary oil absorption into aerogels maximizes their functionality

1 **Feasibility of protein aerogel particles as food ingredient: the case of cocoa spreads**

2

3 **Stella Plazzotta^a, Sonia Calligaris^{a*}, Lara Manzocco^a**

4

5 ^aDepartment of Agricultural, Food, Environmental and Animal Sciences University of Udine, Via

6 Sondrio 2/A, 33100 Udine, Italy

7 *sonia.calligaris@uniud.it

8

9 Short communication

10

11 **Highlights**

12 Whey protein aerogel particles can be used to develop cocoa spreads

13 Preparation procedure affects rheological behavior of spreads

14 Aerogel functionality depends on particle-oil interaction

15 Preliminary oil absorption into aerogels maximizes their functionality

16

17 **Keywords**

18 Aerogel, oleogel, interactions, processing, fat

19

20 **Abstract**

21 The feasibility of aerogel particles made of whey protein isolate (WP) as food ingredient was studied for
22 the first time. To this aim, cocoa spreads, which traditionally contain large amounts of solid fat, were
23 prepared using sunflower oil as lipid phase instead of fats. Sunflower oil was mixed with sugar, cocoa
24 powder and WP aerogel particles or unstructured WP (control). Two preparation methodologies were

25 applied: (i) mixing ingredients all at once (one-step) and (ii) preliminary oil absorption into aerogel
26 particles, and subsequent mixing with the other ingredients (two-step).

27 WP aerogel spreads showed higher viscosity than control ones, demonstrating the peculiar functionality
28 of porous aerogel particles in entrapping oil. However, the preparation procedure drove the inter-particle
29 interactions among ingredients. In particular, preliminary oil absorption into aerogel particles (two-step
30 procedure) allowed a stronger network to be obtained. Results open to the possibility of applying aerogel
31 particles as food ingredients, highlighting the need of a dedicated process design is performed to
32 maximise the exploitation of their functionality.

33
34 **Keywords:** aerogel, oleogel, fat reduction, protein network, cocoa spreads

35

36 **1. Introduction**

37 Aerogels are solid materials with low density, open porosity, and high surface area obtained by the
38 extraction of the solvent from hydrogels or organogels, using a method that allows the preservation of
39 the solid network structure, typically supercritical carbon dioxide (scCO₂)-assisted drying being the gold-
40 standard (Garcia-Gonzalez et al., 2019; Manzocco et al., 2021). The unique features of aerogels are being
41 explored in many industrial fields for biomedical, environmental and cosmetic purposes (www.cost-
42 aerogels.eu; Manzocco et al., 2021). Contrary to other sectors, however, the potential of aerogels in foods
43 remains under-reported.

44 The preparation of aerogels intended for food applications is virtually possible from any bio-based
45 material characterized by a tridimensional polymeric network. Among bioaerogels, those structured by
46 proteins are of particular interest for food application, being proteins largely used conventional
47 ingredients in many food formulations.

48 Recently, our research group demonstrated the excellent capacity of whey protein (WP) aerogel particles
49 to form aerogels with peculiar capacity to load high quantities of oil (Manzocco et al., 2021; Plazzotta et
50 al., 2020; Plazzotta et al., 2021, 2022). This ability is due to the establishment of a network based on
51 protein inter-particle interactions in oil, leading to the formation of plastic materials, with rheological
52 behaviour analogous to that of fats (Plazzotta et al., 2020; Plazzotta et al., 2021). These materials might
53 be included in the framework of oleogels (Co & Marangoni, 2012; Patel & Dewettinck, 2016).
54 Based on these finding, aerogel functionality could be exploited to substitute fat in many food
55 formulations. Since no data are available on this aspect in our knowledge, we explored the feasibility to
56 use WP aerogel particles in the preparation of anhydrous cocoa spreads using sunflower oil instead of
57 fats as lipid phase. Cocoa spreads were prepared by mixing sunflower oil with WP aerogel particles,
58 sugar and cocoa powder. As control, WP aerogels were substituted with unstructured WP. The ratio
59 among the dried ingredients was selected in the range found in cocoa spreads on the market. Two
60 different preparation procedures were considered: (i) mixing ingredients all at once or (ii) preliminarily
61 mixing oil with aerogel particles, followed by the addition of the other ingredients. Spreads were analysed
62 for flow behaviour, microstructure and physical stability. Results demonstrated the critical role of
63 processing optimization in exploiting aerogel functionality.

64 **2. Materials and methods**

65 **2.1 Materials**

66 Whey protein isolate (WP, 94.7% protein content; 74.6% β -lactoglobulin, 23.8% α -lactalbumin, 1.6%
67 bovine serum albumin) was purchased from Davisco Food International Inc. (Le Sueur, MN, USA).
68 Sunflower oil, icing sugar, cocoa powder and commercial cream samples were purchased in a local
69 market. CO₂ (purity 99.995%,) was purchased from Sapio (Monza, Italy). P₂O₅ was purchased from

70 Chem-Lab NV (Zedelgem, Belgium). Absolute ethanol was purchased from J.T. Baker (Griesheim,
71 Germany).

72 **2.2 Preparation of whey protein aerogel particles**

73 WP aerogel particles were prepared as described elsewhere (Plazzotta et al., 2020).

74 **2.3 Preparation of cocoa spreads**

75 Cocoa spreads were prepared with WP aerogel particles (10% w/w), cocoa powder (7% w/w), icing sugar
76 (33% w/w) and sunflower oil (50% w/w). The oil was added to the dry ingredients following two different
77 procedures, characterized by a different mixing order. In the “one-step” procedure, the ingredients were
78 manually mixed together in one step; in the “two-step” procedure, WP aerogel particles were manually
79 mixed with oil, followed by the addition of cocoa powder and icing sugar and further manual mixing.
80 The mechanisms involved in oil structuring by WP aerogel particles and oleogels physical features have
81 been previously characterized (de Vries et al., 2017; Plazzotta et al., 2020; Plazzotta et al., 2021). Control
82 spreads were produced by using WP instead of WP aerogel particles. The obtained spreads were stored
83 in sealed sample holders at room temperature for up to 1 month.

84 **2.4 Image acquisition**

85 Sample images were obtained in a cabinet for image acquisition (Immagini & Computer, Bareggio, Italy)
86 equipped with a digital camera (EOS 550D, Canon Macro Lens EF-S, Milan, Italy).

87 **2.5 Optical microscopy**

88 Samples were placed on a glass slide, covered with a cover slide, and observed using a Leica DM 2000
89 optical microscope (Leica Microsystems, Heerbrugg, Switzerland). The images were taken using
90 standard lighting and polarized lenses at 100× magnification using a Leica EC3 digital camera and
91 elaborated with the Leica Suite Las EZ software (LeicaMicrosystems).

92 **2.6 Oil holding capacity**

93 Oil holding capacity was assessed after sample centrifugation as described by Fayaz et al. (2017).

94 **2.7 Flow behavior**

95 Viscosity determinations were carried out using a rheometer equipped with a Peltier temperature control
96 unit (Haake Rheostress 6000, Thermo Scientific, Karlsruhe, Germany). A plate-plate geometry (diameter
97 25 mm) was used and the measurements were carried out at 20 °C. Before starting measurements, each
98 sample was stabilized in the rheometer for 5 min. The viscosity of the spread samples was measured with
99 a gap of 1.5 mm and in the shear rate range 0.1-50 s⁻¹. Flow curves were fitted according to Herschel-
100 Bulkley model (Aydemir et al., 2021):

$$101 \quad \sigma = \sigma_0 + K\dot{\gamma}^n \quad (2)$$

102 where σ is the shear stress (Pa), σ_0 (Pa) is the yield stress, K is the consistency index (Pa sⁿ), $\dot{\gamma}$ is the shear
103 rate (1/s) and n is the flow behaviour index

104 **2.8 Data analysis**

105 Analyses were carried out in triplicate in at least duplicate samples, and data are reported as mean values
106 and standard deviations. Goodness of fit was evaluated through the determination coefficient (R²).
107 Statistical analysis was performed by using R v. 2.15.0 (The R Foundation for Statistical Computing).
108 Bartlett's test was used to check the homogeneity of variance, one-way ANOVA was carried out and
109 Tukey test was used as a *post hoc* test to determine statistically significant differences among means (p
110 < 0.05).

111 **3 Results and discussion**

112 Table 1 shows the appearance of cocoa spreads containing WP aerogel particles or unstructured WP
113 (control), prepared according to two different procedures: “one-step” where ingredients were mixed all

114 at once; “two-step” where aerogel particles were preliminary mixed with oil and then added with the
115 remaining dry ingredients. The control spreads appeared as viscous liquids, quickly releasing oil,
116 independently on the preparation methodology. Differently, the aerogel containing spreads resulted
117 semisolid materials with a good capacity to entrap oil, as demonstrated by OHC values of 84.9 ± 1.2 and
118 86.0 ± 0.3 for the spreads prepared according to “one-step” and “two-step” methodologies, respectively.
119 Aerogelation actually involves different processes that modify the WP structural organization, conferring
120 them a high capacity of oil absorption can be are obtained (Manzocco et al., 2022). Different concomitant
121 mechanisms account for the capability of aerogel particles to structure oil: (i) oil absorption into the
122 aerogel pores, driven by capillary forces; (ii) oil adsorption onto the particle surface, driven by
123 hydrophobic interactions; (iii) physical oil entrapment within inter-particle spaces, due to the interactions
124 among the hydrophilic residues of WP aerogel particles (Plazzotta et al., 2020; Plazzotta et al., 2021;
125 Selmer et al., 2019).

126 Spreads containing the aerogel particles presented the typical rheological behavior of “plastic” materials,
127 which was well described by the Herschel-Bulkley model ($R^2 > 0.89$) (Figure 1). However, the procedure
128 applied for their preparation affected their rheological behavior, as shown by model parameters.

129 The preliminary addition of oil to WP aerogel particles in the “two-step” procedure allowed oil to be
130 effectively absorbed into the aerogel particles, facilitating particle-particle interactions and leading to a
131 spread with higher K and σ_0 , and lower n (Figure 1). It can be hypothesized that during the “one-step”
132 procedure, oil-aerogel particle interactions are hindered by the presence of other ingredient leading to the
133 formation of a weaker network among WP particles.

134 The microstructure of the aerogel spreads prepared with the two procedures supports this hypothesis
135 (Figure 2). It consisted of a continuous oil phase in which particles of different nature (i.e. sugar, WP
136 aerogel and cocoa powder) and dimension were present. Among them, protein particles of
137 inhomogeneous shape with dimensions up to $250 \mu\text{m}$ were visible, as determined by comparison with

138 the scale bar. Such particle conformation is in line with that of the protein aerogel particles, characterized
139 in a previous study (Plazzotta et al., 2020). The small dark particles with spheroidal shape can be instead
140 attributed to cocoa powder, which was evenly distributed in the spreads. Moreover, the location of sugar
141 crystals in the system was evidenced as white areas under polarized light. In this regard, crystalline areas
142 were identified onto the surface of the protein particles in the micrograph of the spread obtained by the
143 “one-step” procedure. By contrast, the “two-step” preparation procedure led to a more homogeneous
144 dispersion of sugar crystals in the spread, as indicated by the presence of smaller and evenly distributed
145 white areas in the polarized light micrograph. These microstructural evidences confirmed the critical role
146 of the preparation procedure in affecting the interactions among the ingredients in the spread. It can be
147 hypothesized that when powdered ingredients are mixed all at once with oil, hydrophilic sugar-sugar and
148 sugar-protein interactions would preferably establish to the detriment of protein-protein interactions,
149 which are the basis of the formation of a strong protein network entrapping oil (de Vries et al., 2017; S.
150 Plazzotta et al., 2020). In addition, sugar clusters onto the protein particle surface would reduce the
151 accessibility of the open porosity of the aerogel surface, limiting oil absorption into the pores. By
152 contrast, when aerogels are mixed with oil before adding the other powdered ingredients, the oil would
153 be more efficaciously absorbed into the aerogel pores and protein-protein hydrophilic interactions would
154 be favored. The strength of this network would be minimally affected by the following addition of sugar,
155 which would be unable to disrupt the hydrophilic protein-protein interactions already established in oil
156 environment.

157 **4. Conclusions**

158 In this work, whey protein aerogel particles were used in the formulation of chocolate spreads for the
159 first time. Results demonstrate that this strategy allows the preparation of physically stable cocoa spreads
160 by using liquid oil instead of solid fat. However, the preparation procedure drives the interactions among

161 ingredients resulting in different structural organization of the system. This preliminary work opens the
162 possibility to exploit protein aerogels as novel structuring ingredients in a number of fat-based foods and
163 demonstrate the critical role of process design to fully exploit their potential functionality.

164 **Author Contributions**

165 Conceptualization SP LM, Data curation SP, Formal analysis SP, Investigation SP, Methodology SP LM,
166 Project administration SC LM, Resources LM, Supervision SC LM, Visualization SP LM, Writing -
167 original draft SP, Writing - review and editing All the authors.

168 **Conflicts of interest**

169 Declarations of interest: none.

170 **Acknowledgements**

171 This publication is based upon work from COST Action "Advanced Engineering of aeroGels for
172 Environment and Life Sciences" (AERoGELS, ref. CA18125), supported by COST (European
173 Cooperation in Science and Technology).

174 **References**

175

176 Aydemir, O., Beşir, A., & Aden, H. M. (2021). Textural and rheological characteristics of cocoa
177 hazelnut cream partially substituted with glucose syrup. *European Food Science and Engineering*,
178 2, 1–13.

179 Co, E. D., & Marangoni, A. G. (2012). Organogels: An alternative edible oil-structuring method.
180 *JAOCs, Journal of the American Oil Chemists' Society*, 89, 749–780.

181 <https://doi.org/10.1007/s11746-012-2049-3>

182 de Vries, A., Gomez, Y. L., Van der Linden, E., & Scholten, E. (2017). The effect of oil type on

183 network formation by protein aggregates into oleogels. *RSC Advances*, 7, 11803–11812.

184 Fayaz, G., Goli, S. A. H., Kadivar, M., Valoppi, F., Barba, L., Calligaris, S., & Nicoli, M. C. (2017).

185 Potential application of pomegranate seed oil oleogels based on monoglycerides, beeswax and

186 propolis wax as partial substitutes of palm oil in functional chocolate spread. *LWT*, 86, 523–529.

187 García-González, C. A., Budtova, T., Durães, L., Erkey, C., Del Gaudio, P., Gurikov, P., Koebel, M.,

188 Liebner, F., Neagu, M., & Smirnova, I. (2019). An opinion paper on aerogels for biomedical and

189 environmental applications. *Molecules*, 24, 1815.

190 Manzocco, L., Plazzotta, S., Powell, J., de Vries, A., Rousseau, D., & Calligaris, S. (2022). Structural

191 characterisation and sorption capability of whey protein aerogels obtained by freeze-drying or

192 supercritical drying. *Food Hydrocolloids*, 122, 107117.

193 Manzocco, L., Mikkonen, K. S., & García-González, C.A. (2021). Aerogels as porous structures for

194 food applications: Smart ingredients and novel packaging materials, *Food Structure*, 2021, 28,

195 100188.

196 Patel A. & Dewettick K. (2016) Edible oil structuring: an overview and recent updates. *food &*

197 *Function*, 7, 20-29.

198 Plazzotta, S., Calligaris, S., & Manzocco, L. (2020). Structural characterization of oleogels from whey

199 protein aerogel particles. *Food Research International*, 132, 109099.

200 Plazzotta, Stella, Jung, I., Schroeter, B., Subrahmanyam, R. P., Smirnova, I., Calligaris, S., Gurikov, P.,

201 & Manzocco, L. (2021). Conversion of whey protein aerogel particles into oleogels: Effect of oil

202 type on structural features. *Polymers*, 13, 4063.

203 Selmer, I., Karnetzke, J., Kleemann, C., Lehtonen, M., Mikkonen, K. S., Kulozik, U., & Smirnova, I.

204 (2019). Encapsulation of fish oil in protein aerogel micro-particles. *Journal of Food Engineering*,

205 260, 1–11.

206



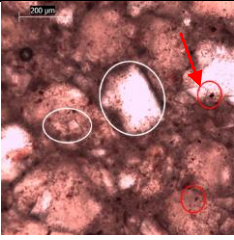
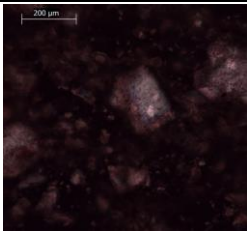


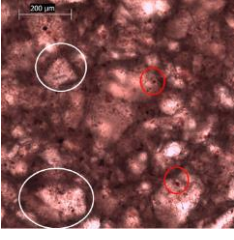

207 **Figure caption**

208

209 Figure 1. Shear stress as a function of shear rate of cocoa spreads containing whey proteins aerogel
210 particles, prepared according to “one-step” or “two-step” procedures. Herschel-Bulkley rheological
211 parameter estimates are also reported in the inset, where for each means indicated by different letters are
212 statistically different ($p < 0.05$).

213

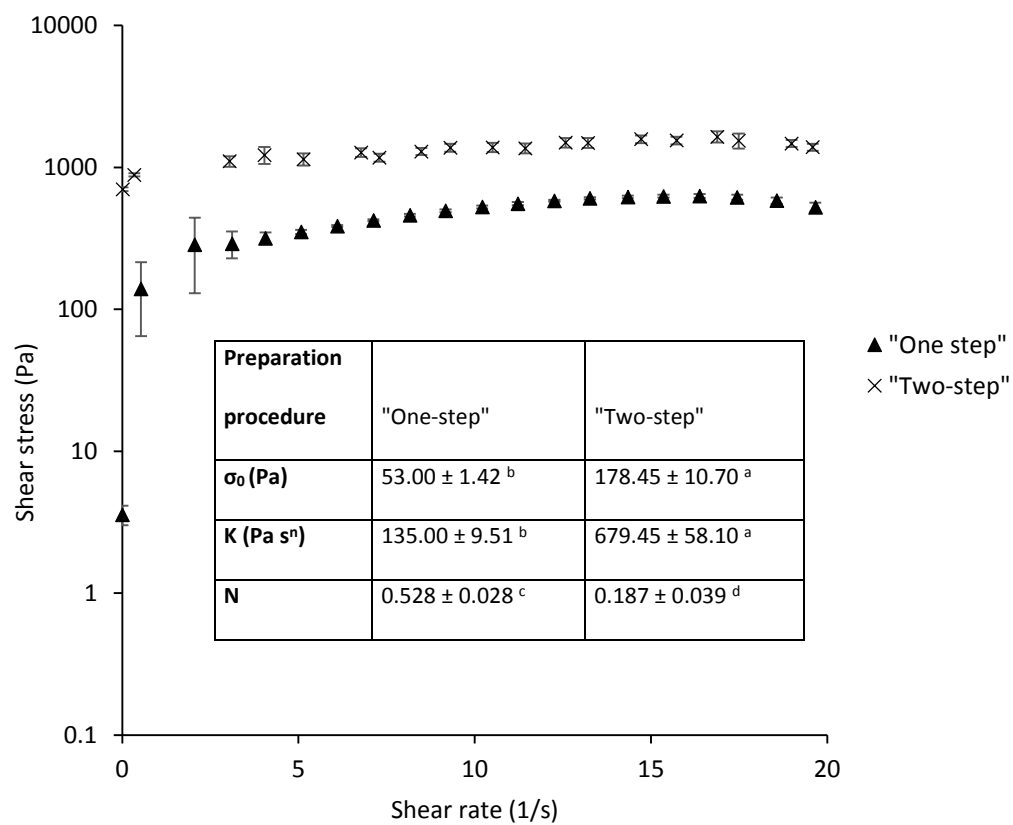
214 Table 1. Appearance of cocoa spreads containing unstructured whey proteins or whey proteins aerogel
 215 particles, prepared according to “one-step” or “two-step” procedures. Optical microscopy images with
 216 standard and polarized light of aerogel containing spreads are also reported (Red circles cocoa powder;
 217 white circles WP aerogels).
 218

Preparation procedure	Unstructured WP	WP aerogel particles	Microstructure (optical microscopy)	Microstructure (PLM)
One-step				
Two-step				

219
 220
 221
 222

223
 224
 225
 226
 227
 228

Figure 1



Conflict of Interest and Authorship Conformation Form

Please check the following as appropriate:

- All authors have participated in (a) conception and design, or analysis and interpretation of the data; (b) drafting the article or revising it critically for important intellectual content; and (c) approval of the final version.

- This manuscript has not been submitted to, nor is under review at, another journal or other publishing venue.

- The authors have no affiliation with any organization with a direct or indirect financial interest in the subject matter discussed in the manuscript

- The following authors have affiliations with organizations with direct or indirect financial interest in the subject matter discussed in the manuscript:

Author's name

Affiliation
