



UNIVERSITÀ
DEGLI STUDI
DI UDINE

Università degli studi di Udine

Biochars in soils: towards the required level of scientific understanding

Original

Availability:

This version is available <http://hdl.handle.net/11390/1098336> since 2016-12-16T11:58:16Z

Publisher:

Published


DOI:10.3846/16486897.2016.1239582

Terms of use:

The institutional repository of the University of Udine (<http://air.uniud.it>) is provided by ARIC services. The aim is to enable open access to all the world.

Publisher copyright

(Article begins on next page)



Biochars in soils: towards the required level of scientific understanding

Priit Tammeorg, Ana Catarina Bastos, Simon Jeffery, Frédéric Rees, Jürgen Kern, Ellen R. Graber, Maurizio Ventura, Mark Kibblewhite, António Amaro, Alice Budai, Cláudia M. d. S. Cordovil, Xavier Domene, Ciro Gardi, Gabriel Gascó, Ján Horák, Claudia Kammann, Elena Kondrlova, David Laird, Susana Loureiro, Martinho A. S. Martins, Pietro Panzacchi, Munoo Prasad, Marija Prodana, Aline Peregrina Puga, Greet Ruysschaert, Lidia Sas-Paszt, Flávio C. Silva, Wenceslau Geraldes Teixeira, Giustino Tonon, Gemini Delle Vedove, Costanza Zavalloni, Bruno Glaser & Frank G. A. Verheijen

To cite this article: Priit Tammeorg, Ana Catarina Bastos, Simon Jeffery, Frédéric Rees, Jürgen Kern, Ellen R. Graber, Maurizio Ventura, Mark Kibblewhite, António Amaro, Alice Budai, Cláudia M. d. S. Cordovil, Xavier Domene, Ciro Gardi, Gabriel Gascó, Ján Horák, Claudia Kammann, Elena Kondrlova, David Laird, Susana Loureiro, Martinho A. S. Martins, Pietro Panzacchi, Munoo Prasad, Marija Prodana, Aline Peregrina Puga, Greet Ruysschaert, Lidia Sas-Paszt, Flávio C. Silva, Wenceslau Geraldes Teixeira, Giustino Tonon, Gemini Delle Vedove, Costanza Zavalloni, Bruno Glaser & Frank G. A. Verheijen (2016): Biochars in soils: towards the required level of scientific understanding, Journal of Environmental Engineering and Landscape Management

To link to this article: <http://dx.doi.org/10.3846/16486897.2016.1239582>



© 2016 The Author(s) Published by VGTU Press and Informa UK Limited, [trading as Taylor & Francis Group].



Published online: 14 Dec 2016.



Submit your article to this journal [↗](#)



View related articles [↗](#)



View Crossmark data [↗](#)



BIOCHARS IN SOILS: TOWARDS THE REQUIRED LEVEL OF SCIENTIFIC UNDERSTANDING

Priit TAMMEORG^a, Ana Catarina BASTOS^b, Simon JEFFERY^c, Frédéric REES^d, Jürgen KERN^e, Ellen R. GRABER^f, Maurizio VENTURA^g, Mark KIBBLEWHITE^h, António AMARO^{b,i}, Alice BUDAÍ, Cláudia M. d. S. CORDOVIL^k, Xavier DOMENE^{l,m}, Ciro GARDIⁿ, Gabriel GASCÓ^o, Ján HORÁK^p, Claudia KAMMANN^q, Elena KONDRLOVA^p, David LAIRD^r, Susana LOUREIRO^b, Martinho A. S. MARTINSⁱ, Pietro PANZACCHI^g, Munoo PRASAD^s, Marija PRODANAⁱ, Aline Peregrina PUGA^t, Greet RUYSSCHAERT^u, Lidia SAS-PASZT^y, Flávio C. SILVAⁱ, Wenceslau Gerales TEIXEIRA^w, Giustino TONON^g, Gemini DELLE VEDOVE^x, Costanza ZAVALLONI^y, Bruno GLASER^z, Frank G. A. VERHEIJENⁱ

^a Department of Agricultural Sciences, P.O. Box 27 (Latokartanonkaari 5, Plant Production Sciences),
FIN-00014 University of Helsinki, Finland

^b University of Aveiro, Department of Biology, Centre for Environmental and Marine Studies (CESAM),
Campus Universitário de Santiago, 3810-193 Aveiro, Portugal

^c Crop and Environment Sciences department, Harper Adams University, Newport, Shropshire,
TF10 8NB, United Kingdom

^d Université de Lorraine/INRA, Laboratoire Sols et Environnement, Vandœuvre-lès-Nancy, France

^e Leibniz Institute for Agricultural Engineering and Bioeconomy, Max-Eyth Allee 100, 14469 Potsdam, Germany

^f Institute of Soil, Water and Environmental Sciences, The Volcani Center, Agricultural Research Organization,
50250 Bet Dagan, Israel

^g Faculty of Science and Technology, Free University of Bolzano/Bozen, piazza Università,
5-39100 Bolzano, Italy

^h Cranfield University, MK43 0AL, United Kingdom

ⁱ Department of Environment and Planning, Centre for Environmental and Marine Studies (CESAM),
University of Aveiro, Campus Universitário de Santiago, 3810-193 Aveiro, Portugal

^j Department of Soil Quality and Climate Change, Norwegian Institute of Bioeconomy Research,
Høgskoleveien 7, 1430 Ås, Norway

^k Universidade de Lisboa, Instituto Superior de Agronomia, LEAF, Tapada da Ajuda, 1349-017 Lisboa, Portugal

^l CREA, Cerdanyola del Vallès 01893, Spain

^m Department of Plant and Animal Biology and Ecology, Autonomous University of Barcelona,
Cerdanyola del Vallès 08193, Spain

ⁿ European Food Safety Agency, Parma, Italy

^o School of Agricultural Engineering, Technical University of Madrid, Spain

^p Department of Biometeorology and Hydrology, Slovak University of Agriculture in Nitra,
949 76 Nitra, Slovakia

^q Department of Soil Science and Plant Nutrition, WG Climate Change Research for Special Crops,
Hochschule Geisenheim University, Von-Lade Str. 1, D-65366 Geisenheim, Germany

Corresponding author: Priit Tammeorg
E-mail: priit.tammeorg@helsinki.fi

© 2016 The Author(s) Published by VGTU Press and Informa UK Limited,
[trading as Taylor & Francis Group].

This is an Open Access article distributed under the terms of the Creative Commons Attribution-Non-commercial-No Derivatives Licence (<http://creativecommons.org/licenses/by-nc-nd/4.0/>), which permits non-commercial re-use, distribution, and reproduction in any medium, provided the original work is properly cited, and is not altered, transformed, or built upon in any way.

 Taylor & Francis
Taylor & Francis Group

^r Department of Agronomy, Iowa State University, Ames Iowa, USA 50011

^s Compost/AD Research & Advisory (IE,CY), Naas, Ireland

^t Brazilian Agricultural Research Corporation – EMBRAPA Environment, 13820-000, Jaguariúna (SP), Brazil

^u Institute for Agricultural and Fisheries Research (ILVO), Burg. Van Gansberghelaan 109,
9820 Merelbeke, Belgium

^v Research Institute of Horticulture, Rhizosphere Laboratory, Pomologiczna 18, 96-100 Skierniewice, Poland

^w Brazilian Agricultural Research Corporation-EMBRAPA Soils., Rua Jardim Botânico 1024,
22460-000 Rio de Janeiro, Brazil

^x Department of Agricultural, Food, Environmental and Animal Sciences, University of Udine,
Via delle Scienze 206, 33100 Udine, Italy

^y California State University Stanislaus, Agricultural Studies program, One University Circle,
Turlock, CA 95382, USA

^z Institute of Agronomy and Nutritional Sciences, Soil Biogeochemistry,
Martin Luther University Halle-Wittenberg, von-Seckendorff-Platz 3, 06120 Halle, Germany

Submitted 31 May 2016; accepted 19 Sep. 2016

Abstract. Key priorities in biochar research for future guidance of sustainable policy development have been identified by expert assessment within the COST Action TD1107. The current level of scientific understanding (LOSU) regarding the consequences of biochar application to soil were explored. Five broad thematic areas of biochar research were addressed: soil biodiversity and ecotoxicology, soil organic matter and greenhouse gas (GHG) emissions, soil physical properties, nutrient cycles and crop production, and soil remediation. The highest future research priorities regarding biochar's effects in soils were: functional redundancy within soil microbial communities, bioavailability of biochar's contaminants to soil biota, soil organic matter stability, GHG emissions, soil formation, soil hydrology, nutrient cycling due to microbial priming as well as altered rhizosphere ecology, and soil pH buffering capacity. Methodological and other constraints to achieve the required LOSU are discussed and options for efficient progress of biochar research and sustainable application to soil are presented.

Keywords: biochar, biodiversity, ecosystem services, ecotoxicology, greenhouse gases, nutrient cycles, policy support, soil organic matter, soil physical properties, soil remediation.

Introduction

Biochar research has evolved rapidly in terms of published peer-reviewed papers (Verheijen *et al.* 2014), developing a growing body of knowledge to support sustainable decision making (e.g. Lehmann, Joseph 2015). However, many issues have been explored only superficially and there are still considerable knowledge gaps in some areas. For instance, the effects of biochar additions have received more attention than underlying mechanisms; trade-offs between specific mechanisms have only started to be investigated (Jeffery *et al.* 2015a), while long-term interactions in soil ecosystems required to inform sustainable policy development have rarely been addressed (Zhang *et al.* 2016). Many authors reported biochar's potential impacts on agronomic responses or singled out certain environmental aspects but did not consider the wider environmental impacts of biochar use as a soil amendment, e.g. on soil remediation options, soil organic carbon (SOC) stocks, greenhouse gas (GHG) emissions, nutrient leaching, and soil functional diversity, including its use in (agro)forestry.

The current study aimed to identify knowledge gaps and prioritize the focus for future biochar research to inform decision-makers relevant to the full scope of biochar-soil-crop-environment interactions. To achieve this

goal, 36 invited international biochar and soil scientists (Table 1) met over two days in June 2014 at the University of Aveiro (Portugal), to review, discuss and evaluate the current and required Level of Scientific Understanding (LOSU) to achieve sustainable biochar policy development. The workshop was followed by online discussions, leading to an assessment of research priorities based on perceived gaps in scientific knowledge and their importance to different issues relevant to biochar soil amendment.

1. Methods

In a preliminary exercise, a methodology using a soil-based ecosystem services approach was proposed, discussed and adopted as a starting point (Jeffery *et al.* 2010, following MEA 2005) to ensure a collective understanding from a policy development perspective and facilitate knowledge transfer of outcomes to a wider audience. Various iterations of plenary discussions and ranking exercises were carried out. Five main thematic areas of biochar research were addressed, which combined the working groups 2 (land use implementation) and 4 (environmental impact assessment) of the COST Action TD1107 "Biochar as option for sustainable resource management"

Table 1. Organisation of the five thematic groups (the names of facilitators/discussion leaders of each thematic group underlined), largely based on the structure of working groups 2 (land use implementation) and 4 (environmental impact assessment) of the COST Action TD1107

Soil biodiversity & ecotoxicology	Soil organic matter & greenhouse gases	Soil physical properties	Nutrient cycles & crop production	Soil remediation
Ana Catarina Bastos	Juergen Kern	Priit Tammeorg	Ellen Graber	Frédéric Rees
António Amaro	Gemini Delle Vedove	Gabriel Gascó	Claudia M. d. S. Cordovil	Georg Lemmer
Alice Budai	Jan Horak	Bruno Glaser	Bruno Glaser	Aline Puga
Xavier Domene	Pietro Panzacchi	Mark Kibblewhite	Claudia Kammann	Flávio Silva
Ciro Gardi	Munoo Prasad	Elena Kondrlova	David Laird	
Simon Jeffery	Verena Lehr	Martinho Martins	Lidia Sas-Paszt	
Susana Loureiro	Giustino Tonon	Wenceslau Teixeira	Greet Ruysschaert	
Marija Prodana		Frank Verheijen	Maurizio Ventura	
			Costanza Zavalloni	

(Verheijen *et al.*, this issue): (i) soil biodiversity and ecotoxicology, (ii) soil organic matter and greenhouse gas (GHG) emissions, (iii) soil physical properties, (iv) nutrient cycles and crop production, and (v) soil remediation. Twenty-two potential soil-based ecosystem services relevant to biochar application as a cross-cutting soil and environmental management tool were identified.

For each of the 22 soil-based ecosystem services (MEA 2005), participants assigned a point score reflecting their assessment of the importance of the service to sustainable policy development and the current and minimally required LOSU of biochar soil amendment interactions with ecosystem services. Subsequently, the main exercise was conducted, using the same structure in the five thematic groups. Here, soil indicators (properties and processes) relevant to biochar were used, instead of soil-based ecosystem services, on account of more consistent understanding between participants from diverse disciplines. Within each thematic group, soil indicators

were identified and ranked according to their relative importance. The relative importance is defined as the extent to which biochar soil amendment affects each indicator. The current and the minimal LOSU considered required to effectively guide policy development were objectively assessed. Key priority issues, specific knowledge gaps and methodological aspects linked to biochar impact evaluation were identified and recommendations for future research were put forward.

The results were refined within each thematic group and the combined data were evaluated according to the following calculations:

- (1) Research Gap = Required LOSU – Current LOSU;
- (2) Research Priority Index (RPI) =

$$\frac{(\text{Research Gap}) \times (\text{Research Gap}) \times (\text{Relative Importance})}{\text{Research Gap}}$$

Higher values of RPI refer to higher priorities.

As the between-group variation in all the above

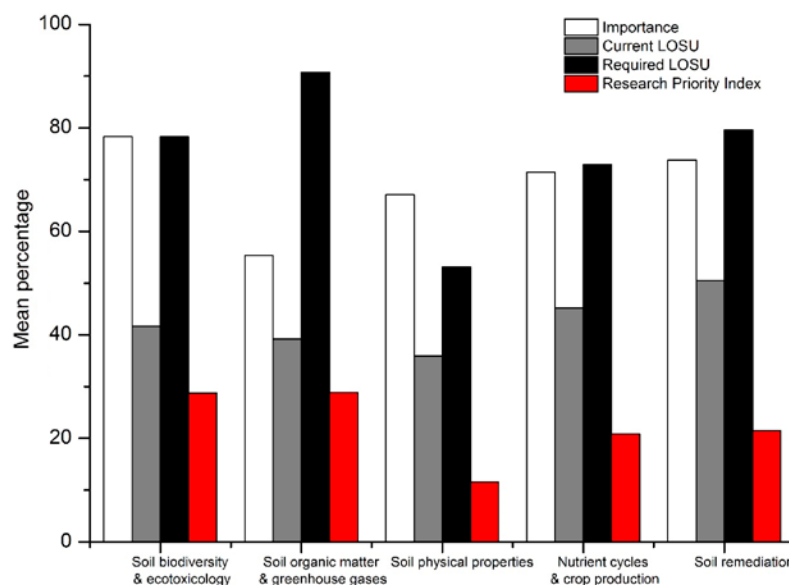


Fig. 1. Differences between thematic groups in the mean values for research priority index and its partitions: Importance, current and required level of scientific understanding (LOSU), and research priority index of individual thematic groups

mentioned values was rather high (Fig. 1), the RPI's of all groups were normalized so that the highest RPI value in each TG corresponded to 100%. Each thematic group was organized through discussion and general consent. A critical number of active participants were required in each group, incorporating various levels of expertise. Each thematic group leader was advised to carefully manage the balance of participants' contributions.

2. Results and discussion

2.1. Soil biodiversity and ecotoxicology

The highest RPI was identified for biochar capacity to shift a soil community's functional redundancy, which is defined here as the degree of functional overlapping in a given ecosystem. High RPIs were also obtained for assessing the bioavailability of biochar contaminants, trophic interactions, disease suppression, and population dynamics (Fig. 2).

Recent studies focusing on soil-biochar-biota interactions in both terrestrial and aquatic ecosystems suggest potential impacts regarding the application of some biochars to soil on the activity and structure of edaphic and freshwater biological communities (due to leaching and potential transport of biochar particles into watercourse), their trophic relationships, and the processes they mediate. The extent and pattern of biological responses and/or observed toxicity can be assigned to bioavailable biochar fractions and appear to depend mainly on the target species and exposure scenarios, as well as on biochar physico-chemical properties and application rates (Busch *et al.* 2012; Oleszczuk *et al.* 2013; Smith *et al.* 2012; Bastos *et al.* 2014; Marks *et al.* 2014; Domene *et al.* 2015; Jaiswal *et al.* 2015). A number of different mechanisms may play a role in determining biological responses to biochar amendment. These include the potential provision of refuge for microbial communities, shifts in available nutrients and nutrient ratios (Gundale, DeLuca 2006; Prendergast-Miller *et al.* 2014), bioavailable contaminants (e.g. Elad *et al.* 2012; Graber, Elad 2013; Denyes *et al.* 2012; Hilber *et al.*, this issue), enhanced plant root development and systemic defence against biotic or abiotic stress (Elad *et al.* 2010; Jaiswal *et al.* 2014) as well as microbial or plant-symbiont molecular signalling dynamics (Spokas *et al.* 2010; Masiello *et al.* 2013; Graber *et al.* 2015).

Direct or indirect impacts on soil and aquatic fauna have also been reported, which include possible risks to their survival and/or reproduction, trophic relationships and possibly, functional diversity (Ezawa *et al.* 2002; Bastos *et al.* 2014; Domene *et al.* 2014; Thies *et al.* 2015; Marks *et al.* 2016). More work is needed in order to identify specific biochar characteristics and application rates that allow more suitable management and minimization of possible trade-offs between desired benefits and the

short- to long-term integrity of ecosystem functions (Verheijen *et al.* 2014; Hilber *et al.*, this issue).

Much of what is currently known with respect to biochar-biota interactions relies heavily on laboratory-based and/or microcosm approaches, most of which are short-term (Jeffery *et al.* 2015a). Studies focusing on biochar ecotoxicology are often based on acute exposure to high levels of freshly produced, non-modified biochars. Some of such current methodologies poorly represent the natural environment and use individual species testing, such as standardized (e.g., ISO, OECD) bioassays using plants and terrestrial or aquatic invertebrates. Results may be enhanced by integrating mesocosms and field components for validation, addressing functional, behavioural and chronic endpoints (e.g., decomposition rates, avoidance, reproduction) and trophic interactions, screening and monitoring tools that are suitable at plot and field scales, and exploring the usefulness of modelling approaches in a variety of ecosystems. Greater ecological diversity that includes different functional groups and interactions between co-existing test species should provide results that offer a more robust ecological representation.

Expert opinion also concluded that various existing soil and aquatic biology and ecotoxicology indicators and methods may be suitable for evaluating soil-biochar-biota interactions, without requiring major adjustments or optimisation, besides possibly the recommended soil moisture content in standard testing (Busch *et al.* 2012). It is also likely that methods relying on the use of biomarkers (e.g., DNA, RNA, PLFAs; proteomics) may require optimisation. Efficient biomarker extraction may be compromised by adsorption to biochar surfaces, whereas interpretation of results may be biased due to confounding factors linked to biochar heterogeneity.

2.2. Soil organic matter and greenhouse gases

The highest RPIs were assigned to biochar interactions with soil organic matter (SOM) stability (priming), N₂O and CO₂ fluxes and biochar C stability (Fig. 2), followed by CH₄ fluxes and cycling, and the nitrogen balance (e.g., plant N uptake, remaining soil N, and nitrate leaching losses). Plant-related indicators had the lowest RPI of this current analysis.

The decay of organic matter in soil is a complex process and is usually investigated indirectly by tracing one or more fluxes from the SOM pool over time (Kuzayakov *et al.* 2014). For the decomposition of carbon-rich substrates, such as biochar materials, the prevalent mechanism is mineralisation to CO₂, which has been emphasized as one important indicator. Assessing CO₂ fluxes over time is therefore considered to be a suitable experimental approach to quantify the degradation dynamics of biochars

added to soil, although some analytical difficulties remain to be overcome (Sagrilo *et al.* 2015). Biochars may affect the stability of biogenic soil organic matter: inhibit, have no effect or promote SOM degradation (Zimmerman *et al.* 2011; Zavalloni *et al.* 2011; Rittl *et al.* 2015; Ventura *et al.*

2015). Such priming effects influence the supply of nutrients (see 3.4). The effect of chars produced via hydrothermal carbonization (HTC) is less well investigated for the time being, but most studies suggest relatively low stability of hydrochars compared to pyrolysis biochars (Steinbeiss

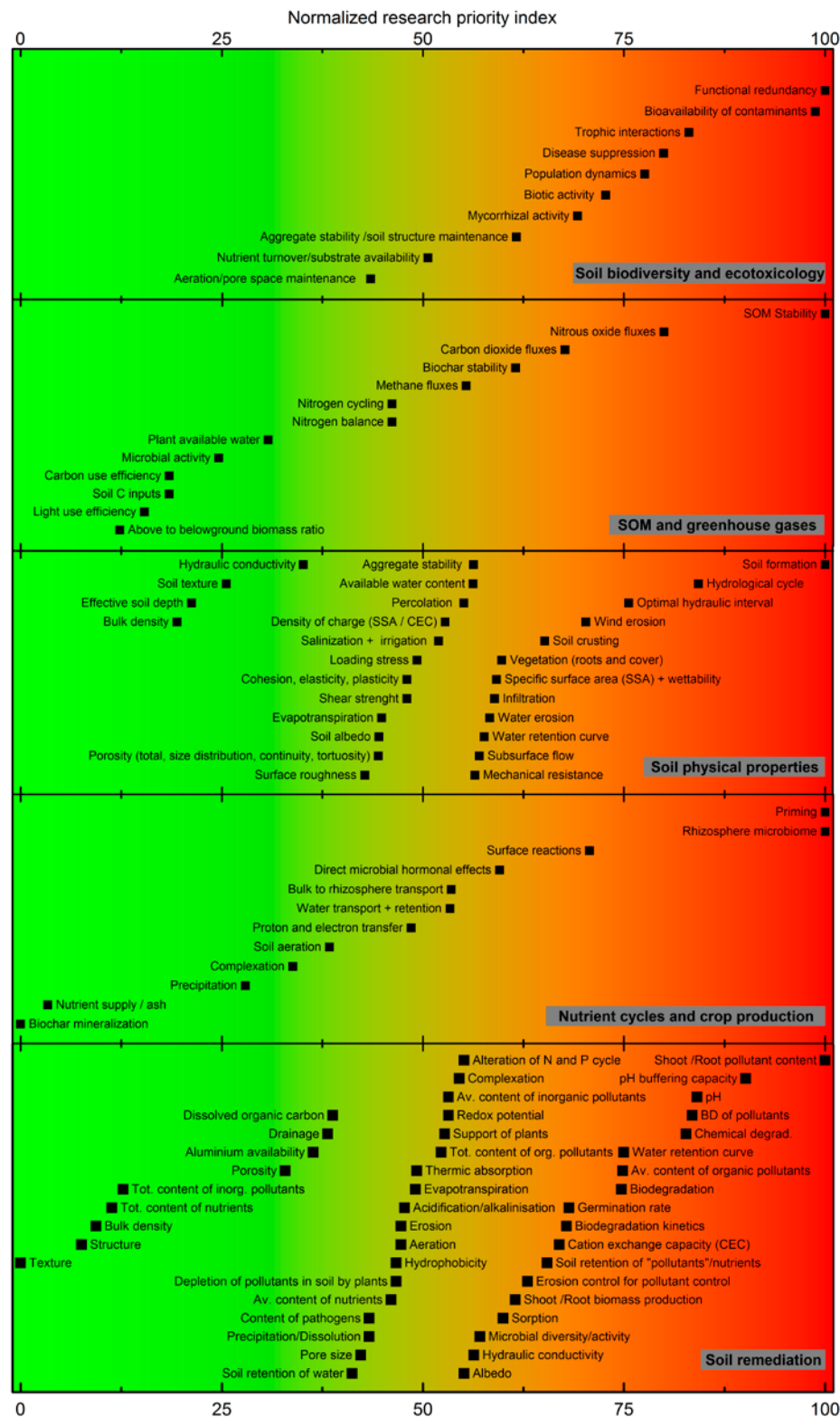


Fig. 2. Normalized research priority of the indicators as identified by the thematic groups. Higher values of RPI (and red background) refer to higher priorities. Abbreviations: Av. = Available; BD = Biodegradability; Org. = organic; Tot. = Total

et al. 2009; Qayyum *et al.* 2012; Dicke *et al.* 2014; Lanza *et al.* 2015; Schimmelpfennig *et al.* 2014; Busch, Glaser 2015), even when the hydrochar was carbonized at high-temperature (300 °C) plus high-pressure (30 bar) conditions (Schimmelpfennig 2015).

The stability of char materials in soil is a crucial indicator. Char stability can be estimated by the decay half-life or mean residence time. The use of biochar as a tool for C sequestration requires half-life values of at least several decades (Lanza *et al.* 2015), and a considerable body of evidence exists that biochar has such a half-life or more (Qayyum *et al.* 2012; Singh *et al.* 2012; Kuzyakov *et al.* 2014). However, these studies all rely on an extrapolation from investigations of limited duration of a few months to 8.5 years. Lehmann *et al.* (2015) undertook a comprehensive exploration of the available literature, normalized to an incubation temperature of 10 °C, the mean annual soil temperature of temperate regions. They found that the persistence of most biochars, particularly those with an H/C_{org} ratio <0.4 is in the centennial range and thus sufficient for net C removal into a slower-cycling soil C pool. The stability of char in soil determines the length of time that any positive effects on soil quality and the environment may manifest.

Observations of the effects of biochar application to soil on N₂O fluxes is not consistent but a reduction of N₂O emissions is the most predominant result, particularly when the molar H/C_{org} ratio is low (Kammann *et al.* 2012; Malghani *et al.* 2013; Cayuela *et al.* 2013, 2014, 2015; van Zwieten *et al.* 2015). Also CH₄ emissions from flooded soils can be reduced by improving CH₄ oxidation in the root rhizosphere, *i.e.* a biofilter process for anaerobically produced CH₄ before it leaves the sediment via aerenchyma (Jeffery *et al.* 2016.).

Different processes involved in the N₂O production such as denitrification and nitrification are influenced by soil water status, bioavailable C content, pH, N availability and oxygen content. Limited understanding of the interactions controlling these processes limits the ability to predict biochar effect on N₂O emissions (*e.g.* Sánchez-García *et al.* 2015). Meta-analysis predicts that woody biochars applied at rates above 1% by weight to a soil mixture have the potential to significantly reduce N₂O emissions, particularly in non-flooded soils (Cayuela *et al.* 2014; van Zwieten *et al.* 2015). However, the mechanisms are still not well understood and range from pH effects (*e.g.* liming; Obia *et al.* 2015; Hüppi *et al.* 2015), to changes in soil N transformations (Nelissen *et al.* 2012), to shifts in the ratio of N₂O/N₂ end products of denitrification (Cayuela *et al.* 2013). The hypothesis explaining the last mechanism assumes changes in denitrifier gene expression (Harter *et al.* 2014) and nitrate capture (Kammann *et al.* 2015). Besides mechanistic understanding, there is a definite lack in field experiments quantifying N₂O emissions as compared to laboratory studies (Zhang *et al.* 2016). Long-term

field experiments considering the impacts of additions of organic and inorganic fertilizers on N₂O emissions are needed for different agro-ecosystems in order to obtain a deeper insight into the mechanisms and potential utility of biochar additions for controlling N₂O emissions.

2.3. Soil physical properties

The soil physical indicators requiring the most research to support policy and decision making were identified as soil formation, hydrological cycle, optimal hydraulic interval and wind erosion (Fig. 2). For most indicators, it was concluded that existing methods for measuring soil physical properties (*e.g.*, bulk density, soil moisture characteristics, mechanical resistance and shear strength) can still be used when biochar is present. However, this supposition should be validated for a variety of biochar types and addition rates. A possible concern is that the effects of biochar on soil indicators change as biochar ages, and an investigation of this would require longer-term field studies and artificial ageing studies in the laboratory (see also section 3.6). It was concluded that the effects of biochar ageing should be studied especially regarding the following soil properties:

- a) Particle size distribution;
- b) Water retention characteristics and plant-available water content of the soils;
- c) Cation exchange capacity (CEC);
- d) Porosity (total, pore size distribution and pore continuity);
- e) Saturated and unsaturated hydraulic conductivity;
- f) Least limiting interval range (difference between the minimum moisture content required to allow tillage and the moisture content at field capacity);
- g) Organic coating and biochar-mineral complex formation and its impact on nitrate capture by biochar particles.

Longer term soil formation could be affected by biochar soil amendment via changes in accumulation, transformation, and translocation of soil components leading to modified soil morphology and productivity (Spokas *et al.* 2012). Future work should include long-term field experimentation, exploration of soils around historic kiln sites (*e.g.* Borchard *et al.* 2014; Heitkötter, Marschner 2015) and artificial ageing methodologies that integrate physical, chemical and biological soil processes, as well as soil management.

The multi-faceted nature of the hydrological cycle makes evaluation of the effects of biochar on the hydrological cycle difficult (Kammann, Graber 2015; Masiello *et al.* 2015). The effect of biochar on soil hydrology depends on the feedstock and amount of biochar added, biochar quality including particle size distribution, pore size distribution, reactive surface area, and hydrophobic compounds on the biochar surface and soil type including soil water repellence, soil aggregation, soil bulk

density, and soil texture. Soil water content in soil-biochar mixtures is not always enhanced with the effects being dependent on application rate and usually with more pronounced increases in the macroporosity than the microporosity of soils (Tammeorg *et al.* 2014a, 2014b; Jeffery *et al.* 2015b; Masiello *et al.* 2015). The suggested use of biochar as a component of horticultural growing media (Méndez *et al.* 2015; Vaughn *et al.* 2015; Kern *et al.*, this issue) makes it necessary to differentiate between soils and growing media for calculating the influence of biochar on retention of plant-available water. In the latter case, it is advisable to determine biochar water retention between -1 and -10 kPa, differentiating between easily available water (from -1 to -5 kPa) and water buffering capacity (-5 to -10 kPa).

Regarding wind erosion, biochar with some particle sizes can become easily airborne if a moisture content of at least 15% is not maintained (Silva *et al.* 2015). A key requirement is the quantification of biochar separately from other forms of carbon in soil. Related to this are requirements to detect the movement of biochar in the soil profile and the transport of biochar particles by water and wind erosion. Recommended methods for distinguishing biochar from other carbon in soil include stable isotope technology in combination with isotopically-labelled biochar. If labelled biochar was not used, possible methods include chemical extraction methods of black carbon, e.g. by using benzene polycarboxylic acids as markers for biochar (Glaser *et al.* 1998; Brodowski *et al.* 2005). Similarly, indirect methods such as mid-infrared and near-infrared spectroscopy and multivariate data analysis (Bornemann *et al.* 2008; Allen, Laird 2013) can also be used, but still need to be standardized.

2.4. Nutrient cycles and crop production

We identified priming of SOM, rhizosphere microbiome, surface reactions and direct microbial hormonal effects as being the most critical indicators for future research (Fig. 2). Rhizosphere microbiome and biodiversity were considered within the context of “How does the impact of biochar on biodiversity affect nutrient cycling and the way it can be evaluated.” Potential suggested indicators were microbial functioning assessed by molecular markers, cultivation techniques and enzymatic methods.

As SOM is the most important source of nutrients such as N and P (Blagodatskaya, Kuzyakov 2008), effects of biochar on SOM turnover (priming effects) are likely to affect the availability of soil nutrients derived from SOM mineralization, e.g., by speeding up nitrification (Sánchez-García *et al.* 2015). Therefore priming effects were considered highly important. However, both negative and positive effects on SOM stability have been reported in the literature (Maestrini *et al.* 2015) indicating that biochar can both

inhibit, or promote, or have no effect on SOM degradation. The effects depend both on the length of the incubation study (Lehmann *et al.* 2015), and the presence or absence of plants (Weng *et al.* 2015; see also section 3.2).

Some observations indicate that biochar reduces nitrate leaching from soil (Ventura *et al.* 2012; Laird, Rogovska 2015; Haider *et al.* 2016) but this does not translate directly into improved crop growth. Biochar increased N utilization efficiency, but reduced N accumulation in plants, probably because some mineral N was captured by biochar (Zheng *et al.* 2013; Haider *et al.* 2015). If captured N during a pre-loading (or post-production treatment) process by biochar is easily released to plants, the loaded biochar may increase plant growth since it then acts as a slow-release fertilizer (Kammann *et al.* 2015) and indeed biochar has been investigated as a support material for slow release mineral fertilizer (González *et al.* 2015).

Biochar has been shown to increase the activity of different soil enzymes (Bailey *et al.* 2011; Ventura *et al.* 2014). In general, also microbial biomass increases after biochar application (Liu *et al.* 2016) suggesting that biochar may promote nutrient cycling in soil. For example, biochar may promote P mobilisation by stimulation of soil microbial activity, although the response is strongly dependent on soil type (Deb *et al.* 2016). Understanding the effect of biochar on the soil biological community (and on the rhizosphere microbiome in particular) is therefore critical, for the development of on-farm soil management and conservation practices to improve soil properties, agricultural productivity and environmental performance. However, the effects of biochar on the rhizosphere microbiome remain uncertain meaning that there is an important gap between the current and required LOSU's.

A better knowledge of plant-biochar-microbial interactions may eventually lead to applications of biochar as a carrier of beneficial microorganisms and thus reduce the use of current carriers like peat, vermiculite or perlite (Hale *et al.* 2015). Recently, it has been shown using P isotopes that mycorrhizae can actively mine biochar pores for (loaded) phosphorus (Hammer *et al.* 2014). Other trials have focused on selecting the most efficient strains of microorganisms to utilize nutrients contained in biochar (Postma *et al.* 2010). Therefore there is potential to develop new microbiologically enriched biochar preparations.

Biochar can itself be a source of nutrients such as P (Jin *et al.* 2016). However, the nutrient content of biochar is generally low, with the exception of ash-rich biochars produced from nutrient-rich feedstocks (Glaser *et al.* 2002). Moreover, nutrients such as nitrogen (N) are mainly bound to biochar covalently and so not immediately available for plant uptake because their mineralisation rate will be slow. For these reasons, direct nutrient supply via biochar mineralization was considered less important in comparison to other indirect processes.

Biochar may affect soil nutrients by reducing leaching losses from soil (Biederman, Harpole 2013; Ventura *et al.* 2012) and its surface reactivity is likely to be the most important factor influencing this process. However, biochar increases soil water retention and this could therefore reduce nutrient leaching by reducing water movement through soil (Laird *et al.* 2010). The effect of biochar on water transport and retention needs to be investigated to determine its effect on nutrient losses.

2.5. Soil remediation

We identified the following indicators as the most important research priorities: content of pollutants in plants (both in shoots and roots), soil pH value and buffering capacity, and dynamics of organic pollutants (Fig. 2). It is critical to evaluate whether biochars can increase or decrease the uptake of organic and inorganic pollutants by plants, both in the context of clean crop production and phytoremediation. Translocation of metals from roots to shoots has been shown to vary in the presence of biochar in some cases (Rees *et al.* 2015), however, investigations of the precise localization of pollutants in the different plant tissues have seldom been made. For some volatile organic pollutants, release of pollutants accumulated by plants may occur via evapotranspiration or outward diffusion from above-ground biomass (Sorek *et al.* 2007). Biochar might affect this process through adsorbing the compounds in the root zone, thereby reducing phytoavailability, or by affecting plant metabolic processes, but few related investigations have been made so far. The effect of biochar on root development, e.g. root surface, has also rarely been described, despite its importance regarding pollutant uptake (Hammer *et al.* 2014; Graber *et al.* 2015; Rees *et al.* 2016). All these plant-related research topics should be targeted in the near future to improve understanding of biochar's effect in vegetated soils (Kammann, Graber 2015). Besides plants, other organisms should be included in experiments involving biochar in soil remediation. The potential synergetic or antagonist effects of biochar and *Arbuscular mycorrhizae* on the bioavailability of potentially toxic elements should be elucidated in controlled and field experiments. The effects of earthworms on urban soils and their synergy with biochar regarding soils remediation are also poorly known (Beesley, Dickinson 2011; Gomez-Eyles *et al.* 2011).

Although pH is one of the key parameters that control the chemical and biological transformations of pollutants and their mobility in soil, soil pH evolution following biochar amendments has not always been properly monitored and remains poorly predicted. One of the main associated issues is to understand how long biochar will maintain a sufficiently high soil pH in metal-contaminated soils to limit the mobility of metals. Soil pH buffering

capacity should be measured after biochar addition over a long period of time (more than 2 years for field experiments) to assess the influence of biochar ageing. Complementary to pH, measurement of redox potential could provide valuable information about microbial activity in remediation processes and in any case soil redox potential can be directly affected by biochar (Joseph *et al.* 2015). In this case, amendments of biochar should be tested under dynamic redox conditions, for example in contaminated floodplain soils.

Regarding organic pollutants, biochar may sorb organics at its surface and limit not only their mobility but also their biodegradability (Mumme *et al.* 2014). The monitoring of both biotic and abiotic degradation of organic pollutants is often difficult and depends on the mass transfer limitations in soil-biochar media (Gul *et al.* 2015). Information about the degree of abiotic transformations (e.g. sorption, complexation, precipitation) could be produced by using sterile media (soil and biochar).

Besides heavy metals, metalloids and organic pollutants, the use of biochar for the immobilization of radionuclides may be suggested. Biochar-assisted soil remediation sometimes implies finding a compromise between the immobilization of certain pollutants and the mobilization of others (e.g., Cd, Zn or Pb versus As). The application of biochars designed to immobilize pollutants may also cause the undesirable immobilization or inactivation of other compounds, such as fertilizers or pesticides (Beesley *et al.* 2011). In the same way, the possible retention/protection of specific microorganisms, including pathogens, within biochar particles should be addressed when implementing biodegradation strategies. Finally, the influence of biochar ageing deserves particular attention when addressing soil remediation. Aged biochars often have greater concentrations of carboxylic functional groups on their surface, which can serve as additional binding sites for metal ions (Qian, Chen 2014; Wiedner *et al.* 2015) but more research is needed to understand ageing effects on metal interactions with biochar (Puga *et al.* 2016). Ageing also increases sorption of some herbicides whereas others are better adsorbed on fresh biochar (Trigo *et al.* 2014). One way to investigate biochar's ageing effects is to use composting which is suggested to accelerate the ageing of biochar (Kammann *et al.* 2015; Wiedner *et al.* 2015).

2.6. Integrated discussion

2.6.1. Thematic group perspectives

Figure 2 shows soil properties or processes assigned to research priorities anticipated to close the LOSU gap across the themes. Not surprisingly, given that the discussions were focused on particular themes, different thematic groups assigned individual properties and processes differently. One thematic group may have perceived that

understanding a specific property or process is a high priority when considering their theme, while another may have concluded that the same property is less important to their theme, even if both recognise the overall scientific understanding of the property or process similarly. For example, soil structure has a green RPI score of 8 for “soil remediation” but for “soil biodiversity and ecotoxicology” it is amber (RPI 62), as are aggregate stability, mechanical resistance and soil crusting under “soil physical properties”. On the other hand, a maximum RPI score of 100 was assigned to SOM stability/priming by both the groups considering the themes “SOM and greenhouse gases” and “nutrient cycles and crop production”.

2.6.2. Cross-cutting themes

Five thematic group sessions combined with repeated plenary sessions, highlighted four key issues that were identified across the different thematic groups.

Firstly, one of the most common recommendations to close the LOSU gap was to upscale experiments and move from short-term, laboratory-controlled conditions to long-term, field experiments (ideally even at catchment scale). Long-term experiments are particularly important regarding the understanding of biochar’s ageing, even if artificially accelerated ageing of biochar may provide complementary answers (Zhang *et al.* 2016). Investigations across a range of soil types and climatic conditions are needed, particularly as there may be a current bias towards high quality temperate soils, while the benefits of biochar application to soil quality may be more useful in nutrient-poor, degraded or acidic soils (Glaser *et al.* 2002; Jeffery *et al.* 2011).

Secondly, there are analytical methods developed for soils that appear to be valid when biochar is present, while others require adjustment to improve measurement accuracy. Introducing biochar into soil poses additional methodological challenges, such as its distinct quantification from SOM or its separation from soil particles for characterization. Biochar should be characterized prior to its addition to soil using established methodologies, e.g. mechanical resistance, density, porosity, chemical composition and other parameters listed in the various biochar characterization schemes (EBC 2012; British Biochar Foundation 2013; International Biochar Initiative 2015; Bachmann *et al.* 2016), as well as new ones, according to the research need. Analytical biochar characterization should be complemented by effect-based approaches in soils that are reflective of possible risks, as has been promoted throughout the COST Action TD1107 Representative sampling of large quantities of biochar represents an additional challenge to achieving reproducible results. The representative sampling practice suggested by Bucheli *et al.* (2014) is time-consuming but necessary when large

variability exists among the measured properties of sub-samples. A further recommendation is for biochar producers to install incremental cross-stream sampling devices to provide representative sampling (Bucheli *et al.* 2014).

Thirdly, the dust from biochar may be of concern in relation to both human exposure and climate feedback. The exposure of a population (mainly rural) in areas where biochar is to be applied, such as through inhalation due to wind erosion, should be minimized by moistening the biochar before application and mixing it with the topsoil as quickly as possible (Silva *et al.* 2015). However, moistening during application does not eliminate the risk of exposure during subsequent years due to wind erosion. Probably, the hazard represented by wind erosion depends mainly on the biochar application rate and its content of pollutants, but this issue should be addressed more thoroughly. Furthermore, black carbon aerosols may reduce the climate change mitigation potential of biochar (Genesio *et al.* 2016) and the LOSU regarding how and to what extent this may occur is close to zero.

Finally, an aspect of the LOSU concept is the representability of environmental and management factors. This is an area where science and policy are not aligned. The scientific model rewards innovative research, while policy requires trials to demonstrate reliability and studies that extend the experimental knowledge base to all the environmental and management factors relevant to policy development. Edwards (2016) makes a strong case that industry needs to get more involved, by forming partnerships with scientists, and possibly governments. Edwards (2016) argues that a research charity funded by industry, and possibly governments and other charities, would “create a system that rewards science that is both cutting-edge and reproducible”, as long as it is based on sound principles of data sharing, public quality criteria, independent oversight, public ownership of outputs, etc. An academia-industry partnership on biochar in this way may be a useful catalyst to bridge the LOSU gap.

Conclusions

In recent years, research activity on the use of biochars in soils has been increasing and this trend is likely to continue over the next decade due to the numerous potential benefits and risks associated with the use of biochars. An optimal allocation of research resources to resolve outstanding issues is essential for the application of these materials to soils to be progressed efficiently. This requires clarity about research priorities.

Based on the specific expertise and interdisciplinary representation of the participants in the Aveiro meeting, we propose that the most critical topics for future research regarding biochar soil application are as follows:

- Functional redundancy of soil biota, and bioavailability of contaminants present in biochar.

- SOM stability and N₂O emission reduction.
- Soil formation, the hydrological cycle and soil water supply to plants.
- Priming of SOM and modifications of the rhizosphere microbiome.
- Plant uptake of pollutants and soil pH buffering capacity.

However, gaps remain in relation to how biochar affects most soil properties and processes. We hope that the identification and prioritization of gaps in our current LOSU, along with the identified key issues, will be a stepping stone on the path to reaching the required LOSU for the development of a sustainable biochar application system by scientists for practical users of biochar.

Acknowledgements

The authors are grateful to the EU COST Action TD1107 “Biochar as option for sustainable resource management” for funding and the organizers of the meeting at the University of Aveiro (Portugal). We acknowledge also the contribution of Verena Lehr and Georg Lemmer for their participation in the meeting, as well as Gerhard Soja and Luke Beesley for interesting discussions. Finally we wish to thank the funding agencies: Jenny and Antti Wihuri Foundation and Finnish Cultural Foundation for the fellowships of P. Tammeorg, EUROCHAR project (FP7-ENV-2010 – N 265179) for the fellowship of M. Ventura and the Portuguese Foundation for Science and Technology (FCT) for the fellowships of A.C. Bastos (SFRH/BPD/98231/2013), F. G. A. Verheijen (SFRH/BPD/74108/2010) and M. Prodana (SFRH/BD/89891/2012). Thanks are also due, for the financial support to CESAM (UID/AMB/50017/2013), to FCT/MEC through national funds, and the co-funding by the FEDER (POCI-01-0145-FEDER-007638), within the PT2020 Partnership Agreement and Compete 2020.

Disclosure statement

The authors declare no competing financial, professional, or personal interests from other parties.

References

- Allen, R. M.; Laird, D. A. 2013. Quantitative prediction of biochar soil amendments by near-infrared reflectance spectroscopy, *Soil Science Society of America Journal* 77: 1784–1794. <http://dx.doi.org/10.2136/sssaj2013.03.0118>
- Bachmann, H. J.; Bucheli, T. D.; Dieguez-Alonso, A.; Fabbri, D.; Knicker, H.; Schmidt, H. P.; Ulbricht, A.; Becker, R.; Buscaroli, A.; Buerge, D.; Cross, A.; Dickinson, D.; Enders, A.; Esteves, V. I.; Evangelou, M. W. H.; Fellet, G.; Friedrich, K.; Gasco, G.; Glaser, B.; Hanke, U. M.; Hanley, K.; Hilber, I.; Kalderis, D.; Leifeld, J.; Masek, O.; Mumme, J.; Paneque Carmona, M.; Calvelo Pereira, R.; Rees, F.; Rombolà, A. G.; de la Rosa, J. M.; Sakrabani, R.; Sohi, S.; Soja, G.; Valagussa, M.; Verheijen, F.; Zehetnery, F. 2016. Toward the standardization of biochar analysis: the COST Action TD1107 interlaboratory comparison, *Journal of Agricultural and Food Chemistry* 64: 513–527. <https://doi.org/10.1021/acs.jafc.5b05055>
- Bailey, V. L.; Fansler, S. J.; Smith, J. L.; Bolton, Jr. H. 2011. Reconciling apparent variability in effects of biochar amendment on soil enzyme activities by assay optimization, *Soil Biology and Biochemistry* 43: 296–301. <http://dx.doi.org/10.1016/j.soilbio.2010.10.014>
- Bastos, A. C.; Prodana, M.; Abrantes, N.; Keizer, J. J.; Soares, A. M. V. M.; Loureiro, S. 2014. Potential risk of biochar-amended soil to aquatic systems: an evaluation based on aquatic bioassays, *Ecotoxicology* 23(9): 1784–1793. <http://dx.doi.org/10.1007/s10646-014-1344-1>
- Beesley, L.; Dickinson, N. 2011. Carbon and trace element fluxes in the pore water of an urban soil following greenwaste compost, woody and biochar amendments, inoculated with the earthworm *Lumbricus terrestris*, *Soil Biology & Biochemistry* 43: 188–196. <http://dx.doi.org/10.1016/j.soilbio.2010.09.035>
- Beesley, L.; Moreno-Jimenez, E.; Gomez-Eyles, J. L.; Harris, E.; Robinson, B.; Sizmur, T. 2011. A review of biochars potential role in the remediation, revegetation and restoration of contaminated soils, *Environmental Pollution* 159: 3269–3282. <http://dx.doi.org/10.1016/j.envpol.2011.07.023>
- Biederman, L. A.; Harpole, W. S. 2013. Biochar and its effects on plant productivity and nutrient cycling: a meta-analysis, *Global Change Biology Bioenergy* 5: 202–214. <http://dx.doi.org/10.1111/gcbb.12037>
- Blagodatskaya, E.; Kuzyakov, Y. 2008. Mechanisms of real and apparent priming effects and their dependence on soil microbial biomass and community structure: critical review, *Biology and Fertility of Soils* 45: 115–131. <http://dx.doi.org/10.1007/s00374-008-0334-y>
- Borchard, N.; Ladd, B.; Eschemann, S.; Hegenberg, D.; Mösel, B. M.; Amelung, W. 2014. Black carbon and soil properties at historical charcoal production sites in Germany, *Geoderma* 232: 236–242. <http://dx.doi.org/10.1016/j.geoderma.2014.05.007>
- Bornemann, L.; Welp, G.; Brodowski, S.; Rodionov, A.; Amelung, W. 2008. Rapid assessment of black carbon in soil organic matter using mid-infrared spectroscopy, *Organic Geochemistry* 39(11): 1537–1544. <http://dx.doi.org/10.1016/j.orggeochem.2008.07.012>
- British Biochar Foundation. 2013. *Biochar Quality Mandate (BQM) v. 1.0: Version for public consultation* [online]. Edinburgh, United Kingdom [cited 14 November 2016]. Available from Internet: <http://www.geos.ed.ac.uk/homes/sshackle/BQM.pdf>
- Brodowski, S.; Rodionov, A.; Haumaier, L.; Glaser, B.; Amelung, W. 2005. Revised black carbon assessment using benzene polycarboxylic acids, *Organic Geochemistry* 36(9): 1299–1310. <http://dx.doi.org/10.1016/j.orggeochem.2005.03.011>
- Bucheli, T. D.; Bachmann, H. J.; Blum, F.; Bürge, D.; Giger, R.; Hilber, I.; Keita, J.; Leifeld, J.; Schmidt, H. P. 2014. On the heterogeneity of biochar and consequences for its representative sampling, *Journal of Analytical and Applied Pyrolysis* 107(1): 25–30. <http://dx.doi.org/10.1016/j.jaap.2014.01.020>
- Busch, D.; Glaser, B. 2015. Stability of co-composted hydrochar and biochar under field conditions in a temperate soil, *Soil Use and Management* 31(2): 251–258. <http://dx.doi.org/10.1111/sum.12180>

- Busch, D.; Kammann, C.; Grünhage, L.; Müller, C. 2012. Simple biotoxicity tests for evaluation of carbonaceous soil additives: Establishment and reproducibility of four test procedures, *Journal of Environmental Quality* 41(4): 1023–1032. <http://dx.doi.org/10.2134/jeq2011.0122>
- Carbon sequestration in temperate grassland soil-Risks and opportunities of biochar and hydrochar application. 2015 [online], [cited February 2015]. Justus-Liebig University Gießen, Department of Plant Ecology, 216 p. Available online: http://geb.uni-giessen.de/geb/volltexte/2015/11605/pdf/SchimmelpfennigSonja_2015_05_22.pdf. Checked 18.11.2016.
- Cayuela, M. L.; Jeffery, S.; van Zwieten, L. 2015. The molar H: Corg ratio of biochar is a key factor in mitigating N₂O emissions from soil, *Agriculture, Ecosystems and Environment* 202: 135–138. <http://dx.doi.org/10.1016/j.agee.2014.12.015>
- Cayuela, M. L.; Sánchez-Monedero, M. A.; Roig, A.; Hanley, K.; Enders, A.; Lehmann, J. 2013. Biochar and denitrification in soils: when, how much and why does biochar reduce N₂O emissions?, *Scientific Reports* 3. <http://dx.doi.org/10.1038/srep01732>
- Cayuela, M. L.; van Zwieten, L.; Singh, B. P.; Jeffery, S.; Roig, A.; Sánchez-Monedero, M. A. 2014. Biochar's role in mitigating soil nitrous oxide emissions: a review and meta-analysis, *Agriculture, Ecosystems and Environment* 191: 5–16. <http://dx.doi.org/10.1016/j.agee.2013.10.009>
- Deb, D.; Kloft, M.; Lässig, J.; Walsh, S. 2016. Variable effects of biochar and P solubilizing microbes on crop productivity in different soil conditions, *Agroecology and Sustainable Food Systems* 40: 145–168. <http://dx.doi.org/10.1080/21683565.2015.1118001>
- Denyes, M. J.; Langlois, V. S.; Rutter, A.; Zeeb, B. A. 2012. The use of biochar to reduce soil PCB bioavailability to *Cucurbita pepo* and *Eisenia fetida*, *Science of the Total Environment* 437: 76–82. <http://dx.doi.org/10.1016/j.scitotenv.2012.07.081>
- Dicke, C.; Lanza, G.; Mumme, J.; Ellerbrock, R.; Kern, J. 2014. Effect of hydrothermally carbonized char application on trace gas emissions from two sandy soil horizons, *Journal of Environmental Quality* 43(5): 1790–1798. <http://dx.doi.org/10.2134/jeq2013.12.0513>
- Domene, X.; Mattana, S.; Hanley, K.; Enders, A.; Lehmann, J. 2014. Medium-term effects of corn biochar addition on soil biota activities and functions in a temperate soil cropped to corn, *Soil Biology and Biochemistry* 72: 152–162. <http://dx.doi.org/10.1016/j.soilbio.2014.01.035>
- Domene, X.; Enders, A.; Hanley, K.; Lehmann, J. 2015. Ecotoxicological characterization of biochars: role of feedstock and pyrolysis temperature, *Science of the Total Environment* 512: 552–561. <http://dx.doi.org/10.1016/j.scitotenv.2014.12.035>
- EBC. 2012. *European Biochar Certificate – Guidelines for a Sustainable Production of Biochar*. European Biochar Foundation (EBC), Arbaz, Switzerland. Version 6.2E of 04th February 2016 [online], [cited 14 November 2016]. Available from Internet: <http://www.european-biochar.org/biochar/media/doc/ebc-guidelines.pdf>
- Edwards, A. 2016. Reproducibility: team up with industry, *Nature* 531(7594): 299–301. <http://dx.doi.org/10.1038/531299a>
- Elad, Y.; Cytryn, E.; Harel, Y. M.; Lew, B.; Graber, E. R. 2012. The biochar effect: plant resistance to biotic stresses, *Phytopathologia Mediterranea* 50(3): 335–349.
- Elad, Y.; David, D. R.; Harel, Y. M.; Borenshtein, M.; Kalifa, H. B.; Silber, A.; Graber, E. R. 2010. Induction of systemic resistance in plants by biochar, a soil-applied carbon sequestering agent, *Phytopathology* 100: 913–921. <http://dx.doi.org/10.1094/PHYTO-100-9-0913>
- Ezawa, T.; Yamamoto, K.; Yoshida, S. 2002. Enhancement of the effectiveness of indigenous arbuscular mycorrhizal fungi by inorganic soil amendments, *Soil Science and Plant Nutrition* 48(6): 897–900. <http://dx.doi.org/10.1080/00380768.2002.10408718>
- Feng, Y.; Xu, Y.; Yu, Y.; Xie, Z.; Lin, X. 2012. Mechanisms of biochar decreasing methane emission from Chinese paddy soils, *Soil Biology and Biochemistry* 46: 80–88. <http://dx.doi.org/10.1016/j.soilbio.2011.11.016>
- Genesio, L.; Vaccari, F. P.; Miglietta, F. 2016. Black Carbon aerosol from biochar threatens its negative emission potential, *Global Change Biology* 22(7): 2313–2314. <http://dx.doi.org/10.1111/gcb.13254>
- Glaser, B.; Haumaier, L.; Guggenberger, G.; Zech, W. 1998. Black carbon in soils. The use of benzenecarboxylic acids as specific markers, *Organic Geochemistry* 29(4): 811–819. [http://dx.doi.org/10.1016/S0146-6380\(98\)00194-6](http://dx.doi.org/10.1016/S0146-6380(98)00194-6)
- Glaser, B.; Lehmann, J.; Zech, W. 2002. Ameliorating physical and chemical properties of highly weathered soils in the tropics with charcoal—a review, *Biology and Fertility of Soils* 35(4): 219–230. <http://dx.doi.org/10.1007/s00374-002-0466-4>
- Gomez-Eyles, J. L.; Sizmur, T.; Collins, C. D.; Hodson, M. E. 2011. Effects of biochar and the earthworm *Eisenia fetida* on the bioavailability of polycyclic aromatic hydrocarbons and potentially toxic elements, *Environmental Pollution* 159(2): 616–622. <http://dx.doi.org/10.1016/j.envpol.2010.09.037>
- González, M. E.; Cea, M.; Medina, J.; González, A.; Diez, M. C.; Cartes, P.; Monreal, C.; Navia, R. 2015. Evaluation of biodegradable polymers as encapsulating agents for the development of a urea controlled-release fertilizer using biochar as support material, *Science of the Total Environment* 505: 446–453. <http://dx.doi.org/10.1016/j.scitotenv.2014.10.014>
- Graber, E. R.; Elad, Y. 2013. Biochar impact on plant resistance to disease, in N. Ladygina (Ed.). *Biochar and soil biota*. Boca Raton, Florida: CRC Press, 41–68. <http://dx.doi.org/10.1201/b14585-3>
- Graber, E. R.; Tschansky, L.; Mayzlish-Gati, E.; Shema, R.; Kol-tai, H. 2015. A humic substances product extracted from biochar reduces Arabidopsis root hair density and length under P-sufficient and P-starvation conditions, *Plant and Soil* 395(1–2): 21–30. <http://dx.doi.org/10.1007/s11104-015-2524-3>
- Gul, S.; Whalen, J. K.; Thomas, B. W.; Sachdeva, V.; Deng, H. 2015. Physico-chemical properties and microbial responses in biochar-amended soils: Mechanisms and future directions, *Agriculture, Ecosystem and Environment* 206: 46–59. <http://dx.doi.org/10.1016/j.agee.2015.03.015>
- Gundale, M. J.; DeLuca, T. H. 2006. Temperature and source material influence ecological attributes of Ponderosa pine and Douglas-fir charcoal, *Forest Ecology and Management* 231: 86–93. <http://dx.doi.org/10.1016/j.foreco.2006.05.004>
- Haider, G.; Koyro, H. W.; Azam, F.; Steffens, D.; Müller, C.; Kammann, C. 2015. Biochar but not humic acid product amendment affected maize yields via improving plant-soil moisture relations, *Plant and Soil* 395(1–2): 141–157. <http://dx.doi.org/10.1007/s11104-014-2294-3>

- Haider, G.; Steffens, D.; Müller, C.; Kammann, C. I. 2016. Standard extraction methods may underestimate nitrate stocks captured by field-aged biochar, *Journal of Environmental Quality* 45(4): 1196–1204. <http://dx.doi.org/10.2134/jeq2015.10.0529>
- Hale, L.; Luth, M.; Crowley, D. 2015. Biochar characteristics relate to its utility as an alternative soil inoculum carrier to peat and vermiculite, *Soil Biology and Biochemistry* 81: 228–235. <http://dx.doi.org/10.1016/j.soilbio.2014.11.023>
- Hammer, E. C.; Balogh-Brunstad, Z.; Jakobsen, I.; Olsson, P. A.; Stipp, S. L.; Rillig, M. C. 2014. A mycorrhizal fungus grows on biochar and captures phosphorus from its surfaces, *Soil Biology and Biochemistry* 77: 252–260. <http://dx.doi.org/10.1016/j.soilbio.2014.06.012>
- Harter, J.; Krause, H. M.; Schuettler, S.; Ruser, R.; Fromme, M.; Scholten, T.; Kappler, A.; Behrens, S. 2014. Linking N₂O emissions from biochar-amended soil to the structure and function of the N-cycling microbial community, *The ISME Journal* 8(3): 660–674. <http://dx.doi.org/10.1038/ismej.2013.160>
- Heitkötter, J.; Marschner, B. 2015. Interactive effects of biochar ageing in soils related to feedstock, pyrolysis temperature, and historic charcoal production, *Geoderma* 245: 56–64. <http://dx.doi.org/10.1016/j.geoderma.2015.01.012>
- Hilber, I.; Bastos, A. C.; Loureiro, S.; Soja, G.; Marsz, A.; Cornelissen, G.; Bucheli, T. The different faces of biochar: contamination risk versus remediation tool, *Journal of Environmental Engineering and Landscape Management* (this issue).
- Hüppi, R.; Felber, R.; Neftel, A.; Six, J.; Leifeld, J. 2015. Effect of biochar and liming on soil nitrous oxide emissions from a temperate maize cropping system, *SOIL* 1: 707–717. <http://dx.doi.org/10.5194/soil-1-707-2015>
- International Biochar Initiative. 2015. *Standardized product definition and product testing guidelines for biochar that is used in soil*: version number 2.1 [online], [cited 14 November 2016]. Available from Internet: http://www.biochar-international.org/sites/default/files/IBI_Biochar_Standards_V2.1_Final.pdf
- Jaiswal, A. K.; Elad, Y.; Graber, E. R.; Frenkel, O. 2014. *Rhizoctonia solani* suppression and plant growth promotion in cucumber as affected by biochar pyrolysis temperature, feedstock and concentration, *Soil Biology and Biochemistry* 69: 110–118. <http://dx.doi.org/10.1016/j.soilbio.2013.10.051>
- Jaiswal, A. K.; Frenkel, O.; Elad, Y.; Lew, B.; Graber, E. R. 2015. Non-monotonic influence of biochar dose on bean seedling growth and susceptibility to *rhizoctonia solani*: the “shifted Rmax-effect”, *Plant and Soil* 395(1–2): 125–140. <http://dx.doi.org/10.1007/s11104-014-2331-2>
- Jeffery, S.; Bezemer, T. M.; Cornelissen, G.; Kuyper, T. W.; Lehmann, J.; Mommer, L.; Sohi, S. P.; Van De Voorde, T. F. J.; Wardle, D. A.; Groenigen, J. W. 2015a. The way forward in biochar research: targeting trade-offs between the potential wins, *Global Change Biology Bioenergy* 7(1): 1–13. <http://dx.doi.org/10.1111/gcbb.12132>
- Jeffery, S.; Gardi, C.; Jones, A.; Montanarella, L.; Marmo, L.; Miko, L.; Ritz, K.; Peres, G.; Römbke, J.; van der Putten, W. H. (Eds.). 2010. *European Atlas of Soil Biodiversity*. European Commission, Publications Office of the European Union, Luxembourg.
- Jeffery, S.; Meinders, M. B. J.; Stoof, C. R. T.; Bezemer, M.; van de Voorde, T. F. J.; Mommer, L.; van Groenigen, J. W. 2015b. Biochar application does not improve the soil hydrological function of a sandy soil, *Geoderma* 251–252(1): 47–54. <http://dx.doi.org/10.1016/j.geoderma.2015.03.022>
- Jeffery, S.; Verheijen, F. G. A.; Van Der Velde, M.; Bastos, A. C. 2011. A quantitative review of the effects of biochar application to soils on crop productivity using meta-analysis, *Agriculture, Ecosystems and Environment* 144(1): 175–187. <http://dx.doi.org/10.1016/j.agee.2011.08.015>
- Jeffery, S.; Verheijen, F. G.; Kammann, C.; Abalos, D. 2016. Biochar effects on methane emissions from soils: a meta-analysis, *Soil Biology and Biochemistry* 101: 251–258.
- Jin, Y.; Liang, X.; He, M.; Liu, Y.; Tian, G.; Shi, J. 2016. Manure biochar influence upon soil properties, phosphorus distribution and phosphatase activities: a microcosm incubation study, *Chemosphere* 142: 128–135. <http://dx.doi.org/10.1016/j.chemosphere.2015.07.015>
- Joseph, S.; Husson, O.; Graber, E. R.; van Zwieten, L.; Taherymoosavi, S.; Thomas, T.; Nielsen, S.; Ye, J.; Pan, G.; Chia, C.; Munroe, P.; Allen, J.; Lin, Y.; Fan, X.; Donne, S. 2015. The electrochemical properties of biochars and how they affect soil redox properties and processes, *Agronomy* 5: 322–340. <http://dx.doi.org/10.3390/agronomy5030322>
- Kammann, C. I.; Schmidt, H.-P.; Messerschmidt, N.; Linsel, S.; Steffens, D.; Müller, C.; Koyro, H.-W.; Conte, P.; Joseph, S.; 2015. Plant growth improvement mediated by nitrate capture in co-composted biochar, *Scientific Reports* 5. <http://dx.doi.org/10.1038/srep11080>
- Kammann, C.; Graber, E. R. 2015. Biochar Effects on Plant Eco-physiology, in J. Lehmann, S. Joseph (Eds.). *Biochar for environmental management – science, technology and implementation*. London, New York: Earthscan, 391–420.
- Kammann, C.; Ratering, S.; Eckhard, C.; Mueller, C. 2012. Biochar and hydrochar effects on greenhouse gas (carbon dioxide, nitrous oxide, and methane) fluxes from soils, *Journal of Environmental Quality* 41(4): 1052–1066. <http://dx.doi.org/10.2134/jeq2011.0132>
- Kern, J.; Tammeorg, P.; Shanskiy, M.; Sakrabani, R.; Knicker, H.; Kammann, C.; Tuhkanen, E.-M.; Smidt, G.; Prasad, M.; Tiilikkala, K.; Sohi, S.; Gasco, G.; Steiner, C.; Glaser, B. Synergistic use of peat and charred materials in growing media – an option to reduce the pressure on peatlands?, *Journal of Environmental Engineering and Landscape Management* (this issue).
- Kuzyakov, Y.; Bogomolova, I.; Glaser, B. 2014. Biochar stability in soil: decomposition during eight years and transformation as assessed by compound-specific 14 C analysis, *Soil Biology and Biochemistry* 70: 229–236. <http://dx.doi.org/10.1016/j.soilbio.2013.12.021>
- Laird, D. A.; Rogovska, N. P. 2015. Chapter 18: Biochar effects on nutrient leaching, in J. Lehmann, S. Joseph (Eds.). *Biochar for environmental management – science, technology and implementation*. London, New York: Earthscan, 519–540.
- Laird, D.; Fleming, P.; Wang, B.; Horton, R.; Karlen, D. 2010. Biochar impact on nutrient leaching from a Midwestern agricultural soil, *Geoderma* 158: 436–442. <http://dx.doi.org/10.1016/j.geoderma.2010.05.012>
- Lanza, G.; Wirth, S.; Gessler, A.; Kern, J. 2015. Short-term response of soil respiration to addition of chars: impact of fermentation post-processing and mineral nitrogen, *Pedosphere* 25(5): 761–769. [http://dx.doi.org/10.1016/S1002-0160\(15\)30057-6](http://dx.doi.org/10.1016/S1002-0160(15)30057-6)

- Lehmann, J.; Abiven, S.; Kleber, M.; Genxing, P.; Singh, B. P.; Sohi, S.; Zimmerman, A. 2015. Persistence of biochar in soil, in J. Lehmann, S. Joseph (Eds.). *Biochar for environmental management – science, technology and implementation*. London, New York: Earthscan, 235–282.
- Lehmann, J.; Joseph, S. (Eds.). 2015. *Biochar for environmental management: science, technology and implementation*. London, New York: Earthscan.
- Liu, S.; Zhang, Y.; Zong, Y.; Hu, Z.; Wu, S.; Zhou, J.; Jin, Y.; Zou, J. 2016. Response of soil carbon dioxide fluxes, soil organic carbon and microbial biomass carbon to biochar amendment: a meta-analysis, *Global Change Biology Bioenergy* 8: 392–406. <http://dx.doi.org/10.1111/gcbb.12265>
- Maestrini, B.; Nannipieri, P.; Abiven, S. 2015. A meta-analysis on pyrogenic organic matter induced priming effect, *Global Change Biology Bioenergy* 7: 577–590. <http://dx.doi.org/10.1111/gcbb.12194>
- Malgiani, S.; Gleixner, G.; Trumbore, S. E. 2013. Chars produced by slow pyrolysis and hydrothermal carbonisation vary in carbon sequestration potential and greenhouse gases emissions, *Soil Biology & Biochemistry* 62(1): 137–146. <http://dx.doi.org/10.1016/j.soilbio.2013.03.013>
- Marks, E. A.; Mattana, S.; Alcañiz, J. M.; Domene, X. 2014. Biochars provoke diverse soil mesofauna reproductive responses in laboratory bioassays, *European Journal of Soil Biology* 60: 104–111. <http://dx.doi.org/10.1016/j.ejsobi.2013.12.002>
- Marks, E. A.; Mattana, S.; Alcañiz, J. M.; Pérez-Herrero, E.; Domene, X. 2016. Gasifier biochar effects on nutrient availability, organic matter mineralization, and soil fauna activity in a multi-year Mediterranean trial, *Agriculture, Ecosystems and Environment* 215: 30–39. <http://dx.doi.org/10.1016/j.agee.2015.09.004>
- Masiello, C.; Dugan, B.; Brewer, C.; Spokas, K.; Novak, J.; Liu, Z. 2015. Biochar effects on soil hydrology, in J. Lehmann, S. Joseph (Eds.). *Biochar for environmental management – science, technology and implementation*. London, New York: Earthscan, 543–562.
- Masiello, C. A.; Chen, Y.; Gao, X.; Liu, S.; Cheng, H. Y.; Bennett, M. R.; Rudgers, J. A.; Wagner, D. S.; Zygourakis, K.; Silberg, J. J. 2013. Biochar and microbial signaling: production conditions determine effects on microbial communication, *Environmental Science and Technology* 47(20): 11496–11503. <http://dx.doi.org/10.1021/es401458s>
- Méndez, A.; Paz-Ferreiro, J.; Gil, E.; Gascó, G. 2015. The effect of paper sludge and biochar addition on brown peat and coir based growing media properties, *Scientia Horticulturae* 193: 225–230. <http://dx.doi.org/10.1016/j.scienta.2015.07.032>
- Millennium Ecosystem Assessment (MEA). 2005. *Ecosystems and human well-being: synthesis*. Washington, DC: Island Press.
- Mumme, J.; Srocke, F.; Heeg, K.; Werner, M. 2014. Use of biochars in anaerobic digestion, *Bioresource Technology* 164: 189–197. <http://dx.doi.org/10.1016/j.biortech.2014.05.008>
- Nelissen, V.; Rütting, T.; Huygens, D.; Staelens, J.; Ruysschaert, G.; Boeckx, P. 2012. Maize biochars accelerate short-term soil nitrogen dynamics in a loamy sand soil, *Soil Biology and Biochemistry* 55: 20–27. <http://dx.doi.org/10.1016/j.soilbio.2012.05.019>
- Obia, A.; Cornelissen, G.; Mulder, J.; Dörsch, P. 2015. Effect of soil pH increase by biochar on NO, N₂O and N₂ production during denitrification in acid soils, *PLOS ONE* 10(9): e0138781. <http://dx.doi.org/10.1371/journal.pone.0138781>
- Oleszczuk, P.; Joško, I.; Kuśmier, M. 2013. Biochar properties regarding to contaminants content and ecotoxicological assessment, *Journal of Hazardous Materials* 260: 375–382. <http://dx.doi.org/10.1016/j.jhazmat.2013.05.044>
- Postma, J.; Nijhuis, E. H.; Someus, E. 2010. Selection of phosphorus solubilizing bacteria with biocontrol potential for growth in phosphorus rich animal bone charcoal, *Applied Soil Ecology* 46(3): 464–469. <http://dx.doi.org/10.1016/j.apsoil.2010.08.016>
- Prendergast-Miller, M. T.; Duvall, M.; Sohi, S. P. 2014. Biochar–root interactions are mediated by biochar nutrient content and impacts on soil nutrient availability, *European Journal of Soil Science* 65(1): 173–185. <http://dx.doi.org/10.1111/ejss.12079>
- Puga, A. P.; Melo, L. C. A.; Abreu, C. A.; Coscione, A. R.; Paz-Ferreiro, J. 2016. Leaching and fractionation of heavy metals in mining soils amended with biochar, *Soil and Tillage Research* 164: 25–33. <http://dx.doi.org/10.1016/j.still.2016.01.008>
- Qayyum, M. F.; Steffens, D.; Reisenauer, H. P.; Schubert, S. 2012. Kinetics of carbon mineralization of biochars compared with wheat straw in three soils, *Journal of Environmental Quality* 41(4): 1210–1220. <http://dx.doi.org/10.2134/jeq2011.0058>
- Qian, L.; Chen, B. 2014. Interactions of aluminum with biochars and oxidized biochars: implications for the biochar aging process, *Journal of Agricultural and Food Chemistry* 62: 373–380. <http://dx.doi.org/10.1021/jf404624h>
- Rees, F.; Germain, C.; Sterckeman, T.; Morel, J. L. 2015. Plant growth and metal uptake by a non-hyperaccumulating species (*Lolium perenne*) and a Cd-Zn hyperaccumulator (*Nocca caerulea*) in contaminated soils amended with biochar, *Plant and Soil* 395(1–2): 57–73. <http://dx.doi.org/10.1007/s11104-015-2384-x>
- Rees, F.; Sterckeman, T.; Morel, J. L. 2016. Root development of non-accumulating and hyperaccumulating plants in metal-contaminated soils amended with biochar, *Chemosphere* 142: 48–55. <http://dx.doi.org/10.1016/j.chemosphere.2015.03.068>
- Rittl, T.; Novotny, E.; Balieiro, F.; Hoffland, E.; Alves, B.; Kuyper, T. 2015. Negative priming of native soil organic carbon mineralization by oilseed biochars of contrasting quality, *European Journal of Soil Science* 66: 714–721. <http://dx.doi.org/10.1111/ejss.12257>
- Sagrilo, E.; Jeffery, S.; Hoffland, E.; Kuyper, T.W. 2015. Emission of CO₂ from biochar-amended soils and implications for soil organic carbon, *Global Change Biology Bioenergy* 7(6): 1294–1304. <http://dx.doi.org/10.1111/gcbb.12234>
- Sánchez-García, M.; Albuquerque, J. A.; Sánchez-Monedero, M. A.; Roig, A.; Cayuela, M. L. 2015. Biochar accelerates organic matter degradation and enhances N mineralisation during composting of poultry manure without a relevant impact on gas emissions, *Bioresource Technology* 192: 272–279. <http://dx.doi.org/10.1016/j.biortech.2015.05.003>
- Schimmelpfennig, S. 2015. *Carbon sequestration in temperate grassland soil-Risks and opportunities of biochar and hydrochar application*: dissertation [online]. Department of Plant Ecology, Justus-Liebig University Gießen. 216 p. [cited 18 November 2016]. Available from internet: http://geb.uni-giessen.de/geb/volltexte/2015/11605/pdf/Schimmelpfennig-Sonja_2015_05_22.pdf
- Schimmelpfennig, S.; Müller, C.; Grünhage, L.; Koch, C.; Kammann, C. 2014. Biochar, hydrochar and uncarbonized feedstock application to permanent grassland – effects on green-

- house gas emissions and plant growth, *Agriculture, Ecosystems and Environment* 191: 39–52. <http://dx.doi.org/10.1016/j.agee.2014.03.027>
- Silva, F. C.; Borrego, C.; Keizer, J. J.; Amorim, J. H.; Verheijen, F. G. A. 2015. Effects of moisture content on wind erosion thresholds of biochar, *Atmospheric Environment* 123(A): 121–128. <http://dx.doi.org/10.1016/j.atmosenv.2015.10.070>
- Singh, B. P.; Cowie, A. L.; Smernik, R. J. 2012. Biochar carbon stability in a clayey soil as a function of feedstock and pyrolysis temperature, *Environmental Science and Technology* 46(21): 11770–11778. <http://dx.doi.org/10.1021/es302545b>
- Smith, C. R.; Buzan, E. M.; Lee, J. W. 2012. Potential impact of biochar water-extractable substances on environmental sustainability, *ACS Sustainable Chemistry and Engineering* 1(1): 118–126. <http://dx.doi.org/10.1021/sc300063f>
- Sorek, A.; Atzmon, N.; Dahan, O.; Gerstl, Z.; Kushisin, L.; Laor, Y.; Mingelgrin, U.; Nasser, A.; Ronen, D.; Tsechan-sky, L.; Weisbrod, N. 2007. “Phytoscreening”: the use of trees for discovering subsurface contamination by VOCs, *Environmental Science and Technology* 42(2): 536–542. <http://dx.doi.org/10.1021/es072014b>
- Spokas K.; Baker, J.; Reicosky, D. 2010. Ethylene: potential key for biochar amendment impacts, *Plant and Soil* 333: 443–452. <http://dx.doi.org/10.1007/s11104-010-0359-5>
- Spokas, K. A.; Cantrell, K. B.; Novak, J. M.; Archer, D. W.; Ippolito, J. A.; Collins, H. P.; Boateng A. A.; Lima, I. M.; Lamb, M. C.; McAloon, A. J.; Lentz, R. D.; Nichols, K. A. 2012. Biochar: a synthesis of its agronomic impact beyond carbon sequestration, *Journal of Environmental Quality* 41(4): 973–989. <http://dx.doi.org/10.2134/jeq2011.0069>
- Steinbeiss, S.; Gleixner, G.; Antonietti, M. 2009. Effect of biochar amendment on soil carbon balance and soil microbial activity, *Soil Biology and Biochemistry* 41(6): 1301–1310. <http://dx.doi.org/10.1016/j.soilbio.2009.03.016>
- Tammeorg, P.; Simojoki, A.; Mäkelä, P.; Stoddard, F. L.; Alakukku, L.; Helenius, J. 2014a. Biochar application to a fertile sandy clay loam in boreal conditions: effects on soil properties and yield formation of wheat, turnip rape and faba bean, *Plant and Soil* 374(1–2): 89–107. <http://dx.doi.org/10.1007/s11104-013-1851-5>
- Tammeorg, P.; Simojoki, A.; Mäkelä, P.; Stoddard, F. L.; Alakukku, L.; Helenius, J. 2014b. Short-term effects of biochar on soil properties and wheat yield formation with meat bone meal and inorganic fertiliser on a boreal loamy sand, *Agriculture, Ecosystems and Environment* 191: 108–116. <http://dx.doi.org/10.1016/j.agee.2014.01.007>
- Thies, J.; Rilling, M.; Graber, E. R. 2015. Biochar effects on the abundance, activity and diversity of the soil biota, in J. Lehmann, S. Joseph (Eds.). *Biochar for environmental management: science and technology*. 2nd ed. London, Sterling, VA, USA: Earthscan from Routledge, Earthscan Books Ltd, 327–389.
- Trigo, C.; Spokas, K. A.; Cox, L.; Koskinen, W. C. 2014. Influence of soil biochar aging on sorption of the herbicides MCPA, nicosulfuron, terbuthylazine, indaziflam, and fluoroethyl-diaminotriazine, *Journal of Agricultural and Food Chemistry* 62: 10855–10860. <http://dx.doi.org/10.1021/jf5034398>
- Van Zwieten, L.; Kammann, C.; Cayuela, M. L.; Singh, B. P.; Joseph, S.; Kimber, S.; Donne, S.; Clough, T.; Spokas, K. 2015. Biochar effects on nitrous oxide and methane emissions from soil, in J. Lehmann, S. Joseph (Eds.). *Biochar for environmental management: science and technology*. 2nd ed. London, New York: Earthscan Books Ltd, 489–520.
- Vaughn, S. F.; Eller, F. J.; Evangelista, R. L.; Moser, B. R.; Lee, E.; Wagner, R. E.; Peterson, S. C. 2015. Evaluation of biochar-an-aerobic potato digestate mixtures as renewable components of horticultural potting media, *Industrial Crops and Production* 65: 467–471. <http://dx.doi.org/10.1016/j.indcrop.2014.10.040>
- Ventura, M.; Zhang, C.; Baldi, E.; Fornasier, F.; Sorrenti, G.; Panzacchi, P.; Tonon, G. 2014. Effect of biochar addition on soil respiration partitioning and root dynamics in an apple orchard, *European Journal of Soil Science* 65: 186–195. <http://dx.doi.org/10.1111/ejss.12095>
- Ventura, M.; Alberti, G.; Viger, M.; Jenkins, J. R.; Girardin, C.; Baronti, S.; Zaldei, A.; Taylor, G.; Rumpel, C.; Miglietta, F.; Tonon, G. 2015. Biochar mineralization and priming effect on SOM decomposition in two European short rotation coppices, *Global Change Biology Bioenergy* 7: 1150–1160. <http://dx.doi.org/10.1111/gcbb.12219>
- Ventura, M.; Sorrenti, G.; Panzacchi, P.; Tonon, G. 2012. Biochar reduces nitrate leaching in an apple orchard, in K. G. Richards, O. Fenton, C. J. Watson (Eds.). *Proceedings of the 17th Nitrogen Workshop – Innovations for Sustainable Use of Nitrogen Resources*, 26–29 June 2012, Wexford, Ireland. Springer Verlag, 42–43.
- Verheijen, F. G. A.; Mankasingh, U.; Penizek, V.; Panzacchi, P.; Glaser, B.; Jeffery, S.; Bastos, A. C.; Tammeorg, P.; Kern, J.; Zavalloni, C.; Zanchettin, G.; Sakrabani, R. Representativeness of European biochar research: Part I field experiments, *Journal of Environmental Engineering and Landscape Management* (this issue).
- Verheijen, F. G. A.; Graber, E. R.; Ameloot, N.; Bastos, A. C.; Sohi, S. Knicker, H. 2014. Biochars in soils: new insights and emerging research needs, *European Journal of Soil Science* 65(1): 22–27. <http://dx.doi.org/10.1111/ejss.12127>
- Weng, Z. H.; Van Zwieten, L.; Singh, B. P.; Kimber, S.; Morris, S.; Cowie, A.; Macdonald, L. M. 2015. Plant-biochar interactions drive the negative priming of soil organic carbon in an annual ryegrass field system, *Soil Biology and Biochemistry* 90: 111–121. <http://dx.doi.org/10.1016/j.soilbio.2015.08.005>
- Wiedner, K.; Fischer, D.; Walther, S.; Criscuoli, I.; Favilli, F.; Nelle, O.; Glaser, B. 2015. Acceleration of biochar surface oxidation during composting?, *Journal of Agricultural and Food Chemistry* 63: 3830–3837. <http://dx.doi.org/10.1021/acs.jafc.5b00846>
- Zavalloni, C.; Alberti, G.; Biasiol, S.; Delle Vedove, G.; Fornasier, F.; Liu, J.; Peressotti, A. 2011. Addition of wheat straw to soil amended with biochar does not enhance microbial activity and soil respiration, *Applied Soil Ecology* 50: 45–51. <http://dx.doi.org/10.1016/j.apsoil.2011.07.012>
- Zhang, D.; Yan, M.; Niu, Y.; Liu, X.; van Zwieten, L.; Chen, D.; Bian, R.; Cheng, K.; Li, L.; Joseph, S.; Zheng, J.; Zhang, X.; Zheng, J.; Crowley, D.; Filley, T. R.; Pan, G. 2016. Is current biochar research addressing global soil constraints for sustainable agriculture? *Agriculture, Ecosystems & Environment* 226: 25–32. <http://dx.doi.org/10.1016/j.agee.2016.04.010>
- Zheng, H.; Wang, Z.; Deng, X.; Herbert, S.; Xing, B. 2013. Impacts of adding biochar on nitrogen retention and bio-availability in agricultural soil, *Geoderma* 206: 32–39. <http://dx.doi.org/10.1016/j.geoderma.2013.04.018>
- Zimmerman, A. R.; Gao, B.; Ahn, M. Y. 2011. Positive and negative carbon mineralization priming effects among a variety of biochar-amended soils, *Soil Biology and Biochemistry* 43: 1169–1179. <http://dx.doi.org/10.1016/j.soilbio.2011.02.005>

Priit TAMMEORG. DSc, Postdoctoral Researcher in Agroecology, Dept of Agricultural Sciences, University of Helsinki, 11 peer-reviewed articles in international scientific journals, H-index 6 (TR WoS).

Ana Catarina BASTOS. PhD, research fellow of the Portuguese Science Foundation (FCT), at Department of Biology and Centre for Environmental and Marine Studies (CESAM), University of Aveiro, Portugal. 17 publications in international peer-reviewed journals, 1 European Commission report, 4 book chapters. 1161 citations; H-index 10 (Google Scholar).

Simon JEFFERY. PhD, Senior Lecturer at Harper Adams University, Department of Crop and Environment Sciences, 1332 citations, H-index 13 (Google Scholar).

Frédéric REES. PhD, Laboratoire Sols et Environnement, Université de Lorraine / INRA, 4 peer-reviewed articles in int. scientific journals, 26 citations, h-index 2 (WoS).

Jürgen KERN. PhD, Senior Scientist of Biogeochemistry, Leibniz Institute for Agricultural Engineering and Bioeconomy, Germany, 1211 citations. H-index 16 (Google Scholar).

Ellen R. GRABER. PhD, Senior Principal Research Scientist in the Institute of Soil, Water and Environmental Sciences, The Volcani Center, Agricultural Research Organization, Bet Dagan 50250 Israel. 87 publications in international peer-reviewed journals, 8 book chapters, 3502 citations, H-index 33 (Google Scholar).

Maurizio VENTURA. PhD, Researcher, Faculty of Science and Technology, University of Bolzano, 12 peer-reviewed articles in scientific journals. H-index 6 (WoS).

Mark G. KIBBLEWHITE. Emeritus Professor, Cranfield University; Emeritus Research Associate, Landcare Research, New Zealand; President, Institution of Agricultural Engineers, UK; Director, MK Soil Science Ltd. 25 publications in international peer-reviewed journals, 31 book chapters and published reports, 1006 citations, H-index 13 (Google Scholar).

António AMARO. MSc, project fellow at Department of Environment and Planning, Centre for Environmental and Marine Studies (CESAM), University of Aveiro, Portugal.

Alice BUDAI. MSc, Researcher, Department of Soil Quality and Climate Change, Norwegian Institute of Bioeconomy Research (NIBIO), Norway. 4 publications in int. peer-reviewed journals. 94 citations; H-index 4 (Google Scholar).

Cláudia M. d. S. CORDOVIŁ. PhD, Professor in Agronomy and Environmental Engineering at University of Lisbon, School of Agriculture, Portugal. 24 peer-reviewed articles in scientific journals. Independent expert for the EC, and for the Portuguese science foundation. H-index 6 (WoS).

Xavier DOMENE. PhD, Assistant Professor, Department of Plant and Animal Biology, and Ecology, Autonomous University of Barcelona, Spain, 26 peer-reviewed articles in scientific journals; 487 citations; H-index 14 (Google Scholar).

Ciro GARDI. PhD, Senior Scientific Officer at European Food Safety Agency, Animal and Plant Health Unit (ALPHA), Parma, Italy. 24 publications in int. peer-reviewed journals, 3 major European report. 919 citations; H-index 14 (Google Scholar).

Gabriel GASCÓ. PhD, Associate Professor of Soil Science, School of Agricultural Engineering, Technical University of Madrid, Spain, 49 peer-reviewed articles in scientific journals. H-index 20 (Google Scholar).

Ján HORÁK. PhD, Assistant Professor, Department of Biometeorology and Hydrology, Horticulture and Landscape Engineering Faculty, Slovak University of Agriculture in Nitra, 949 76 Nitra, Slovakia, 2 peer-reviewed articles in scientific journals. 18 citations. H-index 1 (Google Scholar).

Claudia I. KAMMANN. PhD, Professor for Climate Change Research for Special Crops, Institute for Soil Science and Plant Nutrition, Hochschule Geisenheim University, Geisenheim, Germany, 52 peer-reviewed articles in scientific journals, 8 book chapters, 1046 citations, H-index 19 (WoS).

Elena KONDRLOVA. PhD, Assistant Professor, Department of Biometeorology and Hydrology, Slovak University of Agriculture in Nitra, Slovakia, 2 peer-reviewed articles in scientific journals. 13 citations, H-index 2 (Google Scholar).

David LAIRD. Professor of soil science in the Department of Agronomy, Iowa State University, USA, 110 peer-review publications, 8400 citations, H-index 44 (Google Scholar).

Susana LOUREIRO. PhD, researcher at Department of Biology and Centre for Environmental and Marine Studies (CESAM), University of Aveiro, Portugal. 90 publications in international peer-reviewed journals, 3 book chapters and 1 book. 1719 citations; H-index 21 (Google Scholar).

Martinho A. S. MARTINS. MSc, PhD student in Earth Surface Processes Team, Centre for Environmental and Marine Studies (CESAM), University of Aveiro, Portugal. 8 publications in international peer-reviewed journals, 81 citations, H-index 4 (Google Scholar).

Pietro PANZACCHI. PhD, Postdoctoral researcher in Forest Ecology, Faculty of Science and Technology, Free University of Bolzano, 8 peer-reviewed articles in international scientific journals, 164 citations, H-index 7 (Google Scholar).

Munoo PRASAD. PhD, Researcher/Owner, Compost/AD Research & Advisory, Board Member, Irish Research Council of Science, Engineering & Technology 2001-2006, 71 peer-reviewed articles in scientific journals, Editor, one book, author of 4 chapters of books and 2 two international patents.

Marija PRODANA. PhD student of the Portuguese Science Foundation (FCT), Centre for Environmental and Marine Studies (CESAM), University of Aveiro, Portugal. 2 publications in peer-reviewed journals.

Aline Peregrina PUGA. PhD, Postdoctoral Researcher, Embrapa Environment, Brazil, six peer-reviewed articles in scientific journals. 65 citations, H-index 6 (Google Scholar).

Greet RUYSSCHAERT. PhD, Sr Researcher soil management, Institute for Agricultural and Fisheries Research (ILVO), Belgium, 20 peer-reviewed articles in international scientific journals, 135 citations, H-index 5 (WoS).

Lidia SAS PASZT. Dr hab. Associate Professor, Research Institute of Horticulture, Department of Microbiology, Rhizosphere Laboratory, Skierniewice, Poland, 122 peer-reviewed articles in scientific journals. 480 citations, H-index 10 (Google Scholar).

Flávio C. SILVA. PhD, Postdoctoral researcher in Earth Surface Processes Team, Centre for Environmental and Marine Studies (CESAM), University of Aveiro, Portugal. 10 publications in international peer-reviewed journals, 2 book chapters, 94 citations, H-index 5 (Google Scholar).

Wenceslau TEIXEIRA. PhD, Soil Physicist, Embrapa Soils, Rio de Janeiro – Brazil, 41 peer-reviewed articles in scientific journals. H-index 13 (WoS).

Giustino TONON. PhD, Professor of Forest ecology and Forestry, Faculty of Science and Technology, Free University of Bolzano, 30 peer-reviewed articles in international scientific journals, 690 citations; H-index 14 (Google Scholar)

Gemini DELLE VEDOVE. Senior Scientist in Agronomy in the Department of Agricultural, Food, Environmental and Animal Sciences University of Udine, Italy. 12 publications in peer reviewed journals. 3 book chapters and one book. 530 citations H-index 9 (Google Scholar)

Costanza ZAVALLONI. PhD, Assistant Professor in plant science in the Agricultural Studies program, California State University Stanislaus, Turlock, 19 peer-reviewed articles in international scientific journals, 1 book chapter, 514 citations, H-index 11 (Google Scholar).

Bruno GLASER. PhD, Professor of Soil Biogeochemistry, Institute of Agronomy and Nutritional Sciences, Martin Luther University Halle-Wittenberg, Germany, 137 peer-reviewed articles in scientific journals. H-index 37 (WoS).

Frank G. A. VERHEIJEN. PhD, research fellow of the Portuguese Science Foundation (FCT), Centre for Environmental and Marine Studies (CESAM), University of Aveiro, Portugal. 18 publications in international peer-reviewed journals, 7 European reports, 5 book chapters. 1715 citations; H-index 14 (Google Scholar).