



UNIVERSITÀ
DEGLI STUDI
DI UDINE

Università degli studi di Udine

A formal description of zz-structures

Original

Availability:

This version is available <http://hdl.handle.net/11390/744105> since 2018-03-07T16:34:57Z

Publisher:

Published

DOI:

Terms of use:

The institutional repository of the University of Udine (<http://air.uniud.it>) is provided by ARIC services. The aim is to enable open access to all the world.

Publisher copyright

(Article begins on next page)

A formal description of zz-structures

Antonina Dattolo
Dipartimento di Matematica e Informatica
Università degli Studi di Udine, Italy
antonina.dattolo@uniud.it

Flaminia L. Luccio
Dipartimento di Informatica
Università Ca' Foscari, Venezia, Italy
luccio@unive.it

ABSTRACT

The focus of this paper is on particular and innovative structures for storing, linking and manipulating information: the zz-structures.

In the last years, we worked at the formalization of these structures, retaining that the description of the formal aspects can provide a better understanding of them, and can also stimulate new ideas, projects and research.

This work presents our contribution for a deeper discussion on zz-structures.

1. INTRODUCTION

At the first Wearable Computer Conference [18], Ted Nelson proposed “a prototype that implements some interesting ideas, intended to lead to such a new kind of simple and unified world, possibly to permit the unification of everything that non-computer people want to do with computers”. The software was ZigZag^{TM1}, a “principled system of interconnections” [19] and a new, graph-centric system of conventions for data and computing, based on the so-called zz-structures.

Nelson writes [19]: “The ZigZag system is very hard to explain, especially since it resembles nothing else in the computer field that we know of, except perhaps a spreadsheet cut into strips and glued into loops”. Zz-structures are hyper-orthogonal, non-hierarchical structures for storing, linking and manipulating data. Intuitively, data are contained in cells that are connected by crossing dimensions forming a structure that resembles a spreadsheet but contains intricate connections [18, 19, 20, 21, 22, 23].

Zz-structures have been seen from many different perspectives: merely a large variety of implementations and *applitudes*, and some formal models have been proposed. We specify that we use the term “applitude” instead of “application”. Nelson states [23]: “Instead of “applications”, separated zones of function and usage connected by the narrow channels of clipboard and file export/import, we have “applitudes” which are deeply interconnected to the whole, amongst themselves, and amongst their parts”. The main difference is that, unlike applications, applitudes exploit the dense and intricate connections among the information contained in a zz-structure. Applitudes can also be combined with each other and are not “walled off” from the rest of the system. Table 1 collects a list of research contributions (applitudes and implementations), developed using zz-

structures.

Year	Domain	Reference
1984-2004	zz-vims (Azz, Ezz, Gzz and Zzz, and Lzz)	[23]
2001	Associative writing	[24]
2001	Various Demos	[4]
2002-2006	Bionformatics	[16, 17]
2004	Cellular phones	[17]
2006-2007	Archival finding aids	[1]
2007	Grid Systems	[9]
2007-2009	Web-based Education	[2, 10, 12]
2007-2009	Audio Archives	[3, 7]
2008	Personal Information Space	[5]
2008	Sentiment Classification	[6]
2008	Virtual Museums	[11]
2009	Publication Sharing Systems	[8]

Table 1: Models and applitudes

Zz-structures are “a generalized representation for all data and a new set of mechanisms for all computing” [23]: innovative structures for storing, linking and manipulating information.

The intention of this work is to present our contribution to the formalization of zz-structures and to encourage further discussion. In our opinion, the description of a formal model can provide a deeper understanding of the model and can stimulate new ideas, projects and research.

The paper is organized as follows: in Section 2, we give an informal description of zz-structures, that prepares the reader to the formal model presented in Section 3. We conclude in Section 4 with a brief discussion and future look.

2. THE ZZ-STRUCTURES

Zz-structures introduce a new, graph-centric system of conventions for data and computing [19]. A zz-structure can be thought of as a space filled with cells. Each cell may have a content (such as integers, text, images, audio, etc.), and it is called *atomic* if it contains only one unit of data of one type, or it is called *referential* if it represents a package of different cells [23].

Cells are connected together with links of the same color into linear sequences called *dimensions*. A single series of cells connected in the same dimension is called *rank*, i.e., a rank is in a particular dimension and a dimension may contain many different ranks. The starting and the ending

¹“ZigZag” is a registered trademark in the U.S.A. for the zzstructure-based software of Project Xanadu.

cells of a rank are called, *headcell* and *tailcell*, respectively, and the direction from the starting (ending) to the ending (starting) cell is called *posward* (respectively, *negward*). For any dimension, a cell can only have one connection in the posward direction, and one in the negward direction. This ensures that all paths are non-branching, and thus embodies the simplest possible mechanism for traversing links. Dimensions are used to project different structures: Ordinary lists are viewed in one dimension; spreadsheets and hierarchical directories in many dimensions.

There are many different ways to view these structures: A *raster* is a way of selecting the cells from a structure, while a *view* is a way of placing the cells on a screen. *Generic views* are designed to be used in a big variety of cases and usually show only few dimensions or few steps in each dimension. Among them the most common views are the *two-dimensional rectangular views*: The cells are placed, using different rasters, on a Cartesian plane where the dimensions increase going down and to the right. The simplest raster is the row and column raster, i.e., two rasters which are the same but rotated of 90 degrees from each other. A cell is chosen and placed at the center of the plane (cursor centric view). The chosen cell, called *focus*, may be changed by moving the cursor horizontally and vertically. In a row view I , a rank is chosen and placed vertically. Then the ranks related to the cells in the vertical rank are placed horizontally. Vice versa, in the column view H , a rank is chosen and placed horizontally and the related ranks are placed vertically. All the cells are denoted by different numbers. Note that in a view the same cell may appear in different positions as it may represent the intersection of different dimensions.

3. FORMALIZING ZZ-STRUCTURES

As we have mentioned in the introduction, zz-structures have been studied from many perspectives, and many implementations and applitudes have been proposed in different fields. Some research has also been provided towards a formal definition of these structures. In the seminal work of [14], we find the first proposal of formalizing these structures in terms of graphs; this work has been extended and motivated in [15], where the authors use this formalization in order to compare these structures with mSpaces and Polyarchies. This comparison is done building a taxonomy as a subsumption diagram, a subsumption being a generalization of something. The general result is that zz-structures subsume lists, 2D arrays, trees and also polyarchies; polyarchies subsume mSpace polyarchies. Finally zz-structures and edge-colored multigraph subsume each other.

Later, in [9, 10, 11, 12] we have revisited and redefined into more precise mathematical terms, the definitions of zz-structures provided in [14, 15], and have also introduced new notions such as the one of local orientation, borrowed from the field of distributed computing, and required to provide a formal definition of local posward and negward directions. The formal model is a requirement in [9] for the construction of an actor-based model where actors can add new connections between cells of the zz-structure, i.e., dynamically modifying its structure. Moreover, this formalization has provided interesting tools for the introduction of new formal concepts, such as the extension of the standard notion of view to higher dimensional views (e.g., n -dimensions H and I views, 3-dimensions extended H and I views, etc.) [10, 12], and for the definition of techniques that allow users

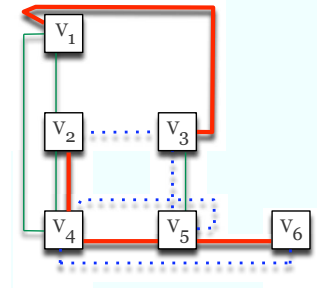


Figure 1: An example of zz-structure.

to display neighbouring views (i.e., views centered in a cell at distance one from the previous one) [11].

The aim of this section is to summarize, analyze, and illustrate with new examples, discuss and relate all the above proposals in order to provide a general overview of the formal model, at least for the original concepts defined by Nelson in [18].

Zz-structure.

In [14, 15] the authors define a zz-structure as a directed multigraph with colored edges (i.e., a graph where pair of nodes may have multiple colored edges connecting them), where each node has at most one outgoing edge and one outgoing edge for each color. In [9] the authors further formalize these concepts (choosing however bidirectional links) as follows.

Consider an *edge-colored multigraph* $ECMG = (MG, C, c)$ where: $MG = (V, E, f)$ is a multigraph composed of a set of vertices V , a set of edges E and a surjective function $f : E \rightarrow \{\{u, v\} \mid u, v \in V, u \neq v\}$. C is a set of colors, and $c : E \rightarrow C$ is an assignment of colors to edges of the multigraph. Finally, $deg(x)$ (respectively, $deg_k(x)$) denotes the number of edges incident to x , (respectively, of color c_k).

Definition 1. : Zz-structure - A zz-structure is an edge-colored multigraph $S = (MG, C, c)$, where $MG = (V, E, f)$, and $\forall x \in V, \forall k = 1, 2, \dots, |C|, deg_k(x) = 0, 1, 2$. Each vertex of a zz-structure is called *zz-cell* and each edge a *zz-link*. The set of isolated vertices is $V_0 = \{x \in V : deg(x) = 0\}$.

An example of a zz-structure is shown in Figure 1. Normal, dotted and thick lines represent different colors.

Dimension.

In [15] the authors state that “each of the edge colors correspond to a different spatial dimension”. This concept, together with all the following definitions, is further formalized in [9] where the authors state that an alternative way of viewing a zz-structure is a union of subgraphs, each of them containing edges of a unique color.

Proposition 1. Consider a set of colors $C = \{c_1, c_2, \dots, c_{|C|}\}$ and a family of indirect edge-colored graphs $\{D^1, D^2, \dots, D^{|C|}\}$, where $D^k = (V, E^k, f, \{c_k\}, c)$, with $k = 1, \dots, |C|$, is a graph such that: 1) $E^k \neq \emptyset$; 2) $\forall x \in V, deg_k(x) = 0, 1, 2$. Then, $S = \bigcup_{k=1}^{|C|} D^k$ is a zz-structure.

Definition 2. : Dimension - Given a zz-structure $S = \bigcup_{k=1}^{|C|} D^k$, then each graph $D^k, k = 1, \dots, |C|$, is a distinct *dimension* of S .

The zz-structure of Figure 1 contains three dimensions D^{thick} , D^{normal} and D^{dotted} , respectively represented by thick, normal, and dotted lines and shown in Figure 2. In turn, each

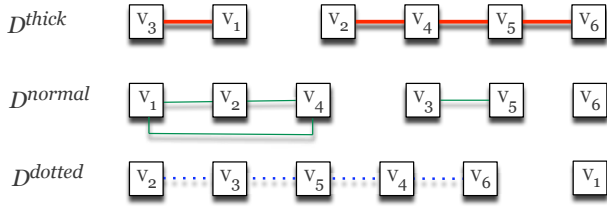


Figure 2: The dimensions D^{thick} , D^{normal} and D^{dotted} .

dimension is composed by a set of connected components and a set (eventually empty) of isolated vertices. As an example, D^{normal} is composed of a cycle $\{v_1, v_2, v_4, v_1\}$, a path $\{v_3, v_5\}$, and one isolated vertex v_6 , while D^{thick} is composed of two distinct paths $\{v_3, v_1\}$, $\{v_2, v_4, v_5, v_6\}$, and no isolated vertex.

Rank.

Each “series of cells connected sequentially in any dimension” identifies a *rank* [23].

Definition 3. : Rank - Consider a dimension $D^k = (V, E^k, f, \{c_k\}, c)$, $k = 1, \dots, |C|$ of a zz-structure $S = \cup_{k=1}^{|C|} D^k$. Then, each of the l_k ($l_k \geq 1$) connected components of D^k is called a *rank*.

Thus a rank is an indirect graph $R_i^k = (V_i^k, E_i^k, f, \{c_k\}, c)$ ($i = 1, 2, \dots, l_k$) such that 1) $E_i^k \in E^k$ and $E_i^k \neq \emptyset$; 2) $\forall x \in V_i^k, V_i^k \in V, \deg_k(x) = 1, 2$.

Definition 4. : Ringrank - A *ringrank* is a rank R_i^k , where $\forall x \in V_i^k, \deg_k(x) = 2$.

In Figure 2, the dimension D^{thick} has two ranks: $\{v_3, v_1\}$ and $\{v_2, v_4, v_5, v_6\}$; the dimension D^{normal} has one rank $\{v_3, v_5\}$, and one ringrank $\{v_1, v_2, v_4, v_1\}$.

Cells and their orientation.

A vertex [9] has local orientation on a rank if each of its (1 or 2) incident edges has assigned a distinct label (1 or -1). More formally (see also [13]):

Definition 5. : Local orientation - Consider a rank $R_i^k = (V_i^k, E_i^k, f, \{c_k\}, c)$ of a zz-structure $S = \cup_{k=1}^{|C|} D^k$. Then, \exists a function $g_x^i : E_i^k \rightarrow \{-1, 1\}$, such that, $\forall x \in V_i^k$, if $\exists y, z \in V_i^k : \{x, y\}, \{x, z\} \in E_i^k$, then $g_x^i(\{x, y\}) \neq g_x^i(\{x, z\})$. Thus, we say that each vertex $x \in V_i^k$ has a *local orientation* in R_i^k .

Definition 6. : Posward and negward directions - Given an edge $\{a, b\} \in E_i^k$, we say that $\{a, b\}$ is in a *posward* direction from a in R_i^k , and that b is its *posward cell* iff $g_a^i(\{a, b\}) = 1$, else $\{a, b\}$ is in a *negward* direction and a is its *negward cell*. Moreover, a path in rank R_i^k follows a posward (negward) direction if it is composed of a sequence of edges of value 1 (respectively, -1).

Head and tail cells.

If we focus on a vertex x , $R_i^k = \dots x^{-2}x^{-1}xx^{+1}x^{+2} \dots$ is expressed in terms of negward and posward cells of x : x^{-1} is the negward cell of x and x^{+1} the posward cell. We also assume $x^0 = x$. In general x^{-i} (x^{+i}) is a cell at distance i in the negward (posward) direction.

Definition 7. : Headcell and tailcell - Given a rank $R_i^k = (V_i^k, E_i^k, f, \{c_k\}, c)$, a cell x is the *headcell* of R_i^k iff \exists its posward cell x^{+1} and \nexists its negward cell x^{-1} . Analogously, a cell x is the *tailcell* of R_i^k iff \exists its negward cell x^{-1} and \nexists its posward cell x^{+1} .

Views.

In the following, we denote with $x \in R_{(x)}^a$ the rank $R_{(x)}^a$ related to vertex x , of color c_a .

Definition 8. : H-view - Given a zz-structure $S = \cup_{k=1}^{|C|} D^k$, where $D^k = \cup_{i=1}^{l_k} (R_i^k \cup V_0^k)$, and where $R_i^k = (V_i^k, E_i^k, f, \{c_k\}, c)$, the *H-view* of size $l = 2m + 1$ and of *focus* $x \in V = \cup_{i=0}^{l_k} V_i^k$, on main vertical dimension D^a and secondary horizontal dimension D^b ($a, b \in \{1, \dots, l_k\}$), is defined as a tree whose embedding in the plane is a partially connected colored $l \times l$ mesh in which:

- the central node, in position $((m + 1), (m + 1))$, is the focus x ;
- the horizontal central path (the $m + 1$ -th row) from left to right, focused in vertex $x \in R_{(x)}^b$ is: $x^{-g} \dots x^{-1}xx^{+1} \dots x^{+p}$ where $x^s \in R_{(x)}^b$, for $s = -g, \dots, +p$ ($g, p \leq m$).
- for each cell x^s , $s = -g, \dots, +p$, the related vertical path, from top to bottom, is: $(x^s)^{-g_s} \dots (x^s)^{-1}x^s(x^s)^{+1} \dots (x^s)^{+p_s}$, where $(x^s)^t \in R_{(x^s)}^a$, for $t = -g_s, \dots, +p_s$ ($g_s, p_s \leq m$).

Intuitively, the *H-view* extracts ranks along the two chosen dimensions. Note that, the name *H-view* comes from the fact that the columns remind the vertical bars in a capital letter H. Observe also that the cell x^{-g} (in the $m + 1$ -th row) is the *headcell* of $R_{(x)}^b$ if $g < m$ and the cell x^{+p} (in the same row) is the *tailcell* of $R_{(x)}^b$ if $p < m$. Analogously, the cell x^{-g_s} is the headcell of $R_{(x^s)}^a$ if $g_s < m$ and the cell x^{+p_s} is the tailcell of $R_{(x^s)}^a$ if $p_s < m$. Intuitively, the view is composed of $l \times l$ cells unless some of the displayed ranks have their headcell or tailcell very close (less than m steps) to the chosen focus.

As an example consider Figure 3 left that refers to the zz-structure of Figure 1. The main vertical dimension is D^{dotted} and the secondary horizontal dimension is D^{thick} . The view has size $l = 2m + 1 = 5$, the focus is the node v_5 , the horizontal central path is $\{v_2, v_4, v_5, v_6\}$. The vertical path related to v_4 is $\{v_3, v_5, v_4, v_6\}$, that is v_6 is the tailcell of the rank as $p_s = 1 < m = 2$.

The *I-view* can be defined analogously to the *H-view* [9]. An example of *I-view* with main horizontal dimension D^{dotted} , secondary vertical dimension D^{thick} , size $l = 5$ and focus v_5 is shown in Figure 3 right.

We can now extend the known definition of *H* and *I* views to a number $n > 2$ of dimensions [10]. Intuitively, we will

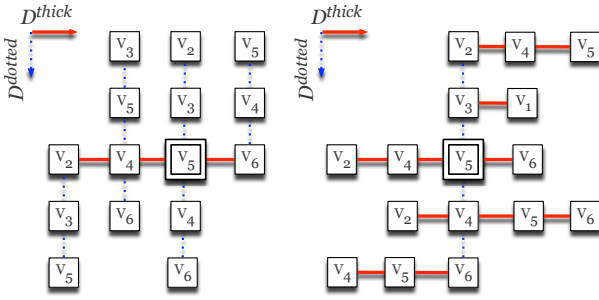


Figure 3: An example of H -view and I -view.

build $n - 1$ different H -views (respectively, I -views), centered in the same focus, with a fixed main dimension and a secondary dimension chosen among the other $n - 1$ dimensions. Formally:

Definition 9. n -dimensions H -view - Given a zz -structure $S = \bigcup_{k=1}^{|C|} D^k$, where $D^k = \bigcup_{i=1}^{l_k} (R_i^k \cup V_0^k)$, and where $R_i^k = (V_i^k, E_i^k, f, \{c_k\}, c)$, the n -dimensions H -view of size $l = 2m + 1$ and of focus x , $x \in V = \bigcup_{i=0}^{l_k} V_i^k$, on dimensions D^1, D^2, \dots, D^n is composed of $n - 1$ rectangular H -views, of main dimension D^1 and secondary dimensions D^i , $i = 2, \dots, n$, all centered in the same focus x .

Analogously, we can define an n -dimensions I -view. An example of a 3-dimensions H -view is provided in Figure 4.

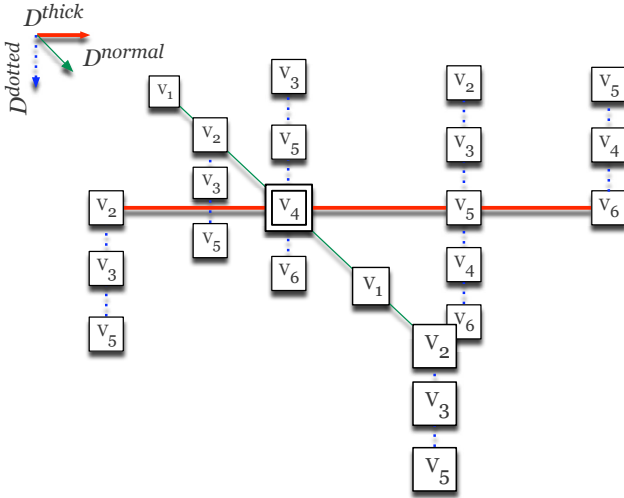


Figure 4: An example of a 3-dimensions H -view.

This view has focus on v_4 , size $l = 5$, main dimension D_{dotted} , and secondary dimensions D_{thick} and D_{normal} .

A star view [12] visualizes information related to a focus vertex and a set of n chosen dimensions. There are two typologies of star views: the *star view* and the *m -extended star view*.

Definition 10. Star view - Given a zz -structure $S = \bigcup_{k=1}^{|C|} D^k$, where $D^k = \bigcup_{i=1}^{l_k} R_i^k \cup V_0^k$, and where $R_i^k = (V_i^k, E_i^k, f, \{c_k\}, c)$, the *star view* of focus $x \in V = \bigcup_{i=0}^{l_k} V_i^k$ and dimensions D^1, D^2, \dots, D^n is a star graph $n+1$ -star on

central vertex x and neighborhood $N(x) = \{y \in V : y = x^{+1}, x^{+1} \in R_{(x)}^i, i \in \{1, \dots, n\}\}$.

The *m -extended star view* extends the number of cells directly accessible from a view; it is based on a star view, but, for each vertex y in the neighborhood $N(x)$, adds the set of the p ($p \leq m$) posward cells related to the given dimensions.

Definition 11. m -extended star view - Given a zz -structure $S = \bigcup_{k=1}^{|C|} D^k$, where $D^k = \bigcup_{i=1}^{l_k} R_i^k \cup V_0^k$, and where $R_i^k = (V_i^k, E_i^k, f, \{c_k\}, c)$, the *m -extended star view* is a *star view* of focus $x \in V = \bigcup_{i=0}^{l_k} V_i^k$, dimensions D^1, D^2, \dots, D^n , and each extension constituted, $\forall y \in N(x)$ and $\forall i \in \{1, \dots, n\}$, by the paths $(y^{+1}, \dots, y^{+p}) \subseteq R_{(x)}^i$ ($p \leq m$).

Fig. 5 shows an schematic example of 5-extended star view.

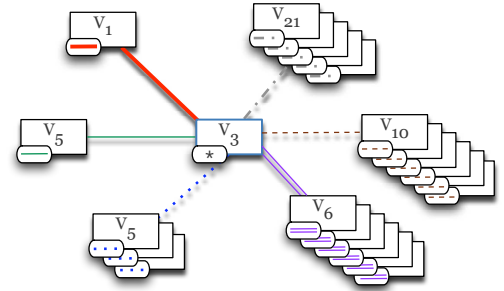


Figure 5: A 5-extended star view.

The view has focus v_3 and shows the connections along six dimensions. Note that cells v_1 and v_5 have, e.g., extension $p = 0$, while the maximum extension ($p = m = 5$) is reached only by the connection along the dashed and double lines.

For lack of space, we cannot provide all the formal extensions to multidimensional views, the algorithms for the additions of new connections and the displaying of neighbouring views and we refer interested readers to [9, 10, 11, 12]. Just note that the above formal models have found interesting real world applications. Very briefly, in [9] the authors present an actor-based model, capable of representing both hypermedia distribution and collaborative schemes among different and heterogeneous entities which are part of a particular grid infrastructure and cooperate in order to achieve common goals and solve problems. In [10, 12], the authors propose the use zz -structures in order to help an author of an e-learning environment, to organize documents on a given topic in a concept space, and to create semantic interconnections and personalized maps. Finally, in [11] the authors propose a multi-agent adaptive system to support tours of virtual museums. In particular, the agents collaborate in order to help users visualizing their personalized views and choosing their navigational path inside the virtual museum.

4. DISCUSSION AND CONCLUSIONS

In this paper we have concentrated our attention on the formal models for representing zz -structures. Besides the motivations, above provided, in our opinion a formal model can help the navigation of a user by providing extra information, such as, e.g., the distances between the cell where (s)he

is located and one where (s)he wants to move. Defining zz-structures as graphs allows, e.g., the application of known algorithms for the (dynamical) computation of shortest paths, or of paths with small stretch factor (i.e., ratio between the best path connecting two nodes and the shortest path). A user may thus compute a general shortest path, or, e.g., a shortest path (given that the two nodes are connected) in the subgraph induced by a particular color, meaning that (s)he wants to move following a unique dimension, i.e., concept.

Currently we are extending the formal model and preparing a survey of current literature on zz-structures, in order to analyze and synthesize it, and to stimulate new reflections and studies on this innovative way of conceiving the organization of information and knowledge.

5. REFERENCES

- [1] I. Anderson. From ZigZagTM to BigBag: Seeing the wood and the trees in online archive finding aids. In *Proceedings of the Workshop on New Forms of Xanalogical Storage and Function*. Turin, Italy, 29 June 2009.
- [2] M. Andric, V. Devedzic, W. Hall, and L. Carr. Keywords linking method for selecting educational web resources à la ZigZag. *International Journal of Knowledge and Learning*, 3(1):30–45, 2007.
- [3] S. Canazza and A. Dattolo. Open, dynamic electronic editions of multidimensional documents. In *IASTED Proceedings of European Conference on Internet and Multimedia Systems and Applications*, pages 230–235. Chamonix (France), 14–16 March 2007.
- [4] L. Carr. ZigZag for web browsers, 2001. <http://www.ecs.soton.ac.uk/~lac/zigzag>.
- [5] P. Casoto, A. Dattolo, F. Ferrara, N. Pudota, P. Omero, and C. Tasso. Toward making agent uml practical: a textual notation and a tool. In *Proceedings of the Workshop on Adaptation for the Social Web, 5th ACM Int. Conf. on Adaptive Hypermedia and Adaptive Web-Based Systems*, pages 14–23. Germany, 29 July - 1 August 2008.
- [6] P. Casoto, A. Dattolo, and C. Tasso. Sentiment classification for the italian language: A case study on movie reviews. *Journal of Internet Technology, Special issue on Intelligent Agent and Knowledge Mining*, 9(4):365–373, 2008.
- [7] A. Dattolo. Authoring and navigating ethnic music audio archives. *Signal Processing*, 2009 (to appear).
- [8] A. Dattolo, F. Ferrara, and C. Tasso. Supporting personalized user concept spaces and recommendations for a publication sharing system. In *UMAP '09: Proceedings of the 1th and 17th international conference on User Modeling, Adaptation, and Personalization*. Trento, Italy, 22–29 June 2009.
- [9] A. Dattolo and F. L. Luccio. A new actor-based structure for distributed systems. In *International Conference on Hypermedia and Grid Systems (HGS07)*, pages 195–201. Opatija, Adriatic Coast (Croatia), 21–25 May 2007.
- [10] A. Dattolo and F. L. Luccio. Formalizing a model to represent and visualize concept spaces in e-learning environments. In *Proceedings of the 4th Webist International Conference (WEBIST08)*, pages 339–346. Funchal, Madeira, Portugal, 4–7 May 2008.
- [11] A. Dattolo and F. L. Luccio. Visualizing personalized views in virtual museum tours. In *International Conference on Human System Interaction (HSI08)*, pages 109–114. Krakow, Poland, 25–27 May 2008.
- [12] A. Dattolo and F. L. Luccio. A new concept map model for e-learning environment. In *Lecture Notes in Business Information Processing 18*, pages 404–417, April 2009.
- [13] P. Flocchini, B. Mans, and N. Santoro. Sense of direction: Definitions, properties and classes. *Networks*, 32(3):165–180, 1998.
- [14] M. McGuffin. A graph-theoretic introduction to Ted Nelson's Zzstructures. January 2004. <http://www.dgp.toronto.edu/~mjmccguff/research/zigzag/>.
- [15] M. McGuffin and m. c. schraefel. A comparison of Hyperstructures: Zzstructures, mSpaces, and Polyarchies. In *Proceedings of the 15th ACM Conference on Hypertext and Hypermedia (HT'04)*, pages 153–162. Santa Cruz, California, USA, 9–13 August 2004.
- [16] A. Moore and T. Brailsford. Unified hyperstructures for bioinformatics: escaping the application prison. *Journal of Digital Information*, 5(1):Article No.254, 2004.
- [17] A. Moore, J. Goulding, T. Brailsford, and H. Ashman. Practical applitudes: Case studies of applications. In *Proceedings of the 15th ACM Conference on Hypertext and Hypermedia (HT'04)*, pages 143–152. Santa Cruz, California, USA, 9–13 August 2004.
- [18] T. H. Nelson. What's on my mind. In *Invited talk at the first Wearable Computer Conference*. Fairfax VA, 12–13 May 1998. <http://www.xanadu.com.au/ted/zigzag/xybrap.html>.
- [19] T. H. Nelson. Welcome to ZigZag. 1999. <http://xanadu.com/zigzag/tutorial/ZZwelcome.html>.
- [20] T. H. Nelson. Xanalogical structure, needed now more than ever: parallel documents, deep links to content, deep versioning, and deep re-use. *ACM Computing Surveys*, 31(4:33), 1999.
- [21] T. H. Nelson. ZigZag (tech briefing): Deeper cosmology, deeper documents. In *Proceedings of the 12-th ACM conference on Hypertext and Hypermedia (HT'01)*, pages 261–262. University of Aarhus, Aarhus, Denmark, 14–18 August 2001.
- [22] T. H. Nelson. Structure, tradition and possibility. In *Proceedings of 14th ACM Conference on Hypertext and Hypermedia (HT'03)*. Nottingham, United Kingdom, 26–30 August 2003. <http://www.ht03.org/keynote-ted.html>.
- [23] T. H. Nelson. A cosmology for a different computer universe: data model mechanism, virtual machine and visualization infrastructure. *Journal of Digital Information: Special Issue on Future Visions of Common-Use Hypertext*, 5(1):298, 2004.
- [24] K. Wideroos. Awt (associative writing tool): supporting writing process with a ZigZag based writing tool - work in progress. In *Proceedings of the 12-th ACM conference on Hypertext and Hypermedia (HT'01)*, pages 35–36. University of Aarhus, Aarhus, Denmark, 14–18 August 2001.