

Beyond first-order asymptotics for Cox regression

DONALD A. PIERCE¹ and RUGGERO BELLIO²

¹*Department of Public Health, 3181 S.W. Sam Jackson Park Road, Mail code GH153, Portland, OR 97239-3098, USA. E-mail: pierce.don.a@gmail.com*

²*Department of Economics and Statistics, via Tomadini, 30/A IT-33100, Udine, Italy. E-mail: ruggero.bellio@uniud.it*

To go beyond standard first-order asymptotics for Cox regression, we develop parametric bootstrap and second-order methods. In general, computation of P -values beyond first order requires more model specification than is required for the likelihood function. It is problematic to specify a censoring mechanism to be taken very seriously in detail, and it appears that conditioning on censoring is not a viable alternative to that. We circumvent this matter by employing a *reference censoring model*, matching the extent and timing of observed censoring. Our primary proposal is a parametric bootstrap method utilizing this reference censoring model to simulate inferential repetitions of the experiment. It is shown that the most important part of improvement on first-order methods – that pertaining to fitting nuisance parameters – is insensitive to the assumed censoring model. This is supported by numerical comparisons of our proposal to parametric bootstrap methods based on usual random censoring models, which are far more unattractive to implement. As an alternative to our primary proposal, we provide a second-order method requiring less computing effort while providing more insight into the nature of improvement on first-order methods. However, the parametric bootstrap method is more transparent, and hence is our primary proposal. Indications are that first-order partial likelihood methods are usually adequate in practice, so we are not advocating routine use of the proposed methods. It is however useful to see how best to check on first-order approximations, or improve on them, when this is expressly desired.

Keywords: censoring; conditional inference; Cox regression; higher-order asymptotics; parametric bootstrap; partial likelihood

1. Introduction

Generally, inferences beyond first order require fuller specification of the probability model than is needed for the likelihood function and first-order methods; see Cox and Hinkley [11], Section 2.3. For survival data, a rather broad condition on censoring mechanisms referred to as ‘independent censoring’ is adequate to allow computation of the likelihood function and from this many forms of first-order inference. In principle, methods beyond first order require more precise specification of the censoring mechanism. A problem is that usual random censoring models are seldom intended to be realistic, while at the same time implementation of them for going beyond first-order methods can be quite cumbersome.

We propose use of a *reference censoring model* for bootstrap and related purposes. This matches the general extent and timing of observed censoring, but differs from the type of models

that are customarily specified – while not actually required – for first-order methods. In particular, this reference model is progressive Type II censoring; see, for example, Crowley [12], Kalbfleisch and Prentice [22], Section 3.2, Lawless [23], Section 2.2.1.3, where a fixed number are censored following each failure, with these fixed numbers matching the analysis dataset. Jiang and Kalbfleisch [19], in mutually independent work, proposed use of this same reference censoring model. Its primary virtues are in matching the observed pattern of censoring, and that implementing it for inferential purposes beyond first order requires only the rank-based summary data that is sufficient for partial likelihood, which is not the case for customary random censoring models. We give considerable attention to the possible effects of discrepancy between some ‘actual’, or customarily assumed, censoring model and the reference censoring model.

Our primary proposal is a parametric bootstrap method, detailed in Section 2.2. For an hypothesized value of the interest parameter ψ , and an associated estimate of the nuisance parameters, one can generate bootstrap data under this reference censoring model. These parameters pertain only to the relative risk function, e.g. $\exp(z_i\theta)$, in contrast to the situation of the following paragraph. Inference is based on tail frequencies in bootstrap trials of likelihood ratios for testing the hypothesis on ψ . The null distribution of P -values would to third order be uniform $[0, 1]$ if the true censoring model were our reference model.

This is compared to a more direct parametric bootstrap approach proposed by Davison and Hinkley [13], page 351, Algorithms 7.2, 7.3, based on more conventional random censoring models. This requires estimating, for plug-in bootstrap use, further nuisance parameters pertaining to a censoring distribution and baseline hazard, issues foreign to Cox regression that our proposal avoids. The dependence on an estimate of the baseline hazard is due to assumed censoring models depending directly on time, rather than only on the rank-based data summary. We find that inferences are similar under these two methods, while the Davison and Hinkley approach is more cumbersome and prone to difficulties in fitting the models in bootstrap trials.

We further provide in Section 4 a second-order asymptotic method providing inferences similar to our main proposal but with far less computation, at some loss of transparency, while providing additional insight into the nature of improvement on first-order methods. This method also relies on the reference censoring model. Connections, in general, between this second-order approach and parametric bootstrapping are considered by Davison, Hinkley and Young [14]. Such second-order methods were employed by Pierce and Peters [28] and Pierce and Bellio [26] to elucidate the dependence of P -values on aspects of the model that are not required for likelihood methods, in particular censoring models and stopping rules. In the latter paper, they showed that for fully parametric settings in survival analysis, a specific model for censoring is not required for second-order inferences. Their argument does not fully apply for partial likelihood in Cox regression, but it does apply to a major part of the improvement on first-order methods, namely that part pertaining to effects of fitting nuisance parameters.

In Section 3, we compare to our parametric bootstrap proposal the similar method of Jiang and Kalbfleisch [19]. Their method obtains confidence intervals with far less computational time than our proposal, largely since ours is for testing an hypothesis and must be numerically inverted for a confidence interval. However, some approximations are made in the Jiang and Kalbfleisch method that result in less accurate and less powerful inferences.

Samuelsen [30] considers “exact” inference in Cox regression, suggesting with considerable reservation a method based on “exact” logistic regression involving, in turn, those at risk just

prior to each failure, and another method related to our main proposal but only applicable for Type II censoring at the end of the follow-up. In Section 5, we consider issues that arise in his former proposal, also of interest for other reasons, and obtain further evidence that this exact logistic regression approach is not satisfactory.

By Cox regression, we mean partial likelihood for survival data (Cox [9]) with the relative risk not being necessarily loglinear. The setting of interest involves inferences about functions of θ in hazard functions of form $\nu(t; z_i, \theta) = \nu_0(t) \text{RR}(z_i, \theta)$ involving covariate vectors z_i , where often $\text{RR}(z_i, \theta) = \exp(z_i\theta)$. Censoring is assumed, as usual, to be ‘independent’, meaning roughly that conditionally on the past, and on covariates, the failure and censoring times are independent. See Kalbfleisch and Prentice [22], Sections 1.3, 6.2, and Andersen *et al.* [2], Section III.2. Kalbfleisch and Prentice summarize this usefully as independent censoring meaning that “the probability of censoring at each time t depends only on the covariate x [of the failure time model], the observed pattern of failures and censoring up to time t in the trial, or on random processes that are independent of the failure times in the trial”. In this, covariates can play a primary role. Censoring based on an indicator prognostic of failure, even indirectly, will violate the independence unless such a covariate is correctly included in the model.

We are only interested in use of the usual partial likelihood estimation, but with inferences improving on usual first-order approximations. Our approach is also applicable when there is stratification on the baseline hazard. We consider inference about a scalar function $\psi(\theta)$ of the relative risk parameters, framed in terms of testing any specified value for this, with confidence intervals to be taken as ψ -values not rejected. Our methods are based on the signed likelihood ratio statistic

$$r_\psi = \text{sgn}(\hat{\psi} - \psi) [2\{\ell(\hat{\theta}) - \ell(\hat{\theta}_\psi)\}]^{1/2}, \tag{1}$$

where $\ell(\theta)$ is the partial log likelihood function, and $(\hat{\theta}, \hat{\theta}_\psi)$ are respectively, the unconstrained maximum partial likelihood estimator and that constrained by the hypothesis $\psi(\theta) = \psi$. Under the hypothesis the limiting distribution of r_ψ is standard normal, so first-order likelihood-based P -values are $\Phi(r_\psi)$ and $1 - \Phi(r_\psi)$, and the aim here is to improve on that approximation. For the parametric bootstrap approach, we use the bootstrap distribution of r_ψ within the progressive Type II censoring framework, with censoring design adapted to the analysis dataset. For higher-order asymptotics, we follow that approach and then provide along lines usually employed for fully parametric models modifications to r_ψ that are closer to standard normal.

Our aim is for practical settings, and for our main results we intentionally avoid those with such small sample size that the behavior of the inference is dominated by discreteness of partial likelihood or by infinite parameter estimates. For practical purposes, inadequacy of first-order methods results more from effects of fitting nuisance parameters in the relative risk than from very small sample sizes. We provide some limited simulations indicating that, aside from situations with relatively large numbers of nuisance parameters, first-order methods are reasonably accurate.

2. The general considerations

2.1. Some issues of a conditional approach

Write $c = (c_0, c_1, \dots, c_m)$ for the censoring configuration, that is, the number of censorings between successive failure times. Our initial aim was to condition on this, but we found that this conditioning is not a satisfactory way to ‘eliminate’ the need to specify a censoring model. In the first place, there needs to be further specification regarding which individuals are censored. Further, the marginal distribution of c will generally depend on all the parameters including the baseline hazard. Although this does not preclude conditioning on c , it raises issues regarding the loss of power due to conditioning on c . Having found that such conditioning does not readily resolve the need for specifying a censoring model, we turned to use of a reference censoring model for hypothetical (or bootstrap) repetitions of the experiment, in particular that of a progressive Type II censoring model adapted to the observed censoring configuration. This inability to resolve the issue by only conditioning complicates showing that the proposal performs well under more general censoring models.

Our reference censoring model is closely related to the classical Kalbfleisch and Prentice [21] result that the partial likelihood, as a function of the data, provides exactly the probability distribution of the rank-based data sufficient for partial likelihood. That is, the partial likelihood is an ordinary likelihood for the rank-based reduction of the data, which is useful for several needs in this paper, most particularly for validating the second-order asymptotics in Section 4. There are some details of the Kalbfleisch and Prentice result, considered further in Kalbfleisch and Prentice [22], Section 4.7.1, that we should briefly summarize here, and we quote or paraphrase some of their writing.

Suppose that k items labeled $(1), \dots, (k)$ give rise to the observed failure times $t_{(1)} < \dots < t_{(k)}$ with corresponding covariates $Z_{(1)}, \dots, Z_{(k)}$, and suppose further that c_i items with unobserved failure times t_{i1}, \dots, t_{ic_i} are censored in the interval $[t_{(i)}, t_{(i+1)})$. The sets of possible rank summaries at issue can be represented as

$$\begin{aligned} \text{(A)} \quad & t_{(1)} < \dots < t_{(k)}; \\ \text{(B)} \quad & t_{(i)} < t_{i1}, \dots, t_{ic_i} \quad (i = 0, 1, \dots, k). \end{aligned} \tag{2}$$

The relations (B) mean that the composition of all the risk sets is specified in this rank summary, and (A) means that the identity of the item that fails is specified. By these quantities being “specified” means only that the covariate values are known, the meaning of a ‘rank-based’ summary. It is straightforward to compute the probability of (B), conditional on (A), in terms involving the baseline hazard $\lambda_0(t)$. In multiplying this by the probability of (A), the baseline hazard cancels. The result is that the probability of the rank-based event (2) is given by the partial likelihood as a function of the data, so the partial likelihood is an ordinary likelihood for the rank-based data. More details on this are in the journal article of Kalbfleisch and Prentice [21] than in the textbook Kalbfleisch and Prentice [22], Section 4.7.1.

A primary subtlety in this result is that the values c_i , corresponding to our censoring configuration, cannot be interpreted simply as part of the data summary, but rather these must be fixed in the censoring mechanism. In this regard, Kalbfleisch and Prentice [22], Section 4.7.1, note

that for a *general censoring mechanism* the joint probability of relations (2) would depend on the censoring mechanism and the baseline hazard $\lambda_0(t)$. Only for progressive Type II censoring with the c_i fixed in advance will the probability of the rank-based data summary be given by the partial likelihood function. It is also implicit in their calculations of the probability of (2) that the individuals to be censored following each failure are chosen uniformly at random from the corresponding risk set. The issues of this paragraph may be somewhat clarified by the development of Alvarez-Andrade, Balakrishnan and Bordes [1], who use martingale arguments to derive the partial likelihood function as giving the probability of relations (2).

2.2. Specifics of our proposed method

Our proposal is based on a direct simulation of the data-generating model, though employing a reference censoring model, with the interest parameter at its hypothesized value and nuisance parameters at the associated estimates. This is often referred to as a “parametric bootstrap”, since it uses nuisance parameter estimates from the analysis dataset. The reference censoring model approach is to fix, according to the analysis dataset, the censoring configuration c for repetitions of the experiment, and assume uniform probability distributions over each risk set $R[t_{(i)}^+]$ for which individuals are censored. This is the same reference set as the “weighted permutation” re-sampling employed by Jiang and Kalbfleisch [19], in terms of a special martingale filtration based on the analysis dataset. In the words of Jiang and Kalbfleisch, this inferential reference set “imitates the observed history [of the analysis dataset]”, and “reproduces the aggregate failure and censoring patterns at all [observed] failure and censoring times”. That they must also assume distributions over each risk set for which individuals are censored suggests that a martingale approach will not resolve the difficulties in bona fide conditioning.

The specifics of our proposal, in algorithmic form, are as follows:

1. Taking the interest parameter ψ at the hypothesized value, first generate an uncensored sample of failure times using any baseline hazard, modulated by the relative risk corresponding to the constrained estimator $\hat{\theta}_\psi$. Then reduce the data to ranks, that is, the time-sorted covariates and failure indicators required for partial likelihood, which renders immaterial the choice of baseline hazard; a suitable choice is to take this as constant.
2. For the censoring configuration c of the analysis dataset, censor at random the specified number of individuals following each failure, using a uniform distribution over each risk set. This can be done in terms of ranks obtained in Step 1. Carrying this out involves removing from subsequent risk sets those that are censored at each stage.
3. This provides a dataset for one trial of the simulation; and for the parametric bootstrap we compute the partial likelihood ratio statistic r_ψ by fitting both the null hypothesis and unrestricted models.
4. From this simulation, we approximate the desired P -values as the bootstrap simulation frequency of r_ψ -values more extreme than that for the analysis dataset.

Since the partial likelihood under progressive Type II censoring is an ordinary likelihood for the rank reduction of the data, standard theory for the likelihood ratio parametric bootstrap applies (DiCiccio, Martin and Stern [15], Lee and Young [24]). In particular, if the actual censoring

distribution were of this type, then the distribution of P -values under the hypothesis would, to third order, have a uniform $[0, 1]$ distribution. In Section 4, we provide some results pertaining to the actual censoring mechanism not being of this form.

2.3. Relation to the Jiang and Kalbfleisch proposal

The resampling of Jiang and Kalbfleisch [19] is equivalent to the bootstrap resampling obtained in Steps 1 and 2, though in line with their aims for a confidence interval they use the unconstrained estimator $\hat{\theta}$ in Step 1, rather than an hypothesized value of ψ and the constrained estimator $\hat{\theta}_\psi$. However, Step 1 is implemented differently in not generating failure times, but by selecting which individual in each risk set is to fail in the re-sampling, with probabilities proportional to the relative risk corresponding to $\hat{\theta}$. That the conditional distribution of which individual fails in the risk set follows that model is the basis for partial likelihood. In this respect, their implementation has the advantage of lending itself more readily to time-dependent covariables.

Their proposal is very different in regard to Steps 3 and 4 above. With the aim of a confidence interval from a single bootstrap result, they utilize an approximate pivotal quantity $P(\psi, \text{data})$, whose distribution is approximately the same for ψ -values of statistical interest and for all values of the nuisance parameter. They employ for this purpose the score statistic, estimating by parametric bootstrap its distribution when $\theta = \hat{\theta}$ of the analysis dataset, and from this computing a confidence interval for ψ by the usual pivotal method. The basic idea for this type of parametric bootstrap was proposed by Hu and Kalbfleisch [18], and in the published discussion of that paper was criticized on grounds that $P(\psi, \text{data})$ may not be suitably pivotal to higher order. They also employ a further approximation in regard to the nuisance parameter. If the ‘pivotal’ $P(\psi, \text{data})$ were taken as the usual score statistic, then the constrained maximum likelihood estimator of the nuisance parameter would be required for each bootstrap trial. To an approximation, this can be avoided by using a first-order Taylor’s approximation at $\hat{\psi}$ of the analysis dataset. This is computationally much faster than our Step 3, which involves fitting both the unconstrained and constrained estimator in each bootstrap trial.

So altogether, their proposal involves two approximations: choice of an approximate pivotal and the expansion to approximate the constrained maximum likelihood estimator. These result in much faster bootstrap calculations than ours, and arrives at a confidence interval rather than a test of a specified hypothesis for ψ . Our second-order asymptotic method is computationally as fast as their proposal for a single bootstrap result, but provides only a P -value for a specified hypothesis rather than a confidence interval. The two approximations made in their proposal result in somewhat less power, reflected by somewhat wider confidence intervals, than when our hypothesis test is inverted to obtain a confidence interval. We assess this comparison for an example in the following section.

3. Numerical investigation

We consider some embellishment of an example from Brazzale, Davison and Reid [7], Section 7.7, to illustrate points made so far. For their example, they specify some random censoring

Table 1. Null distribution of first-order P -values (based on 50 000 samples). Table entries are empirical tail frequencies as percentages

Nominal	<1%	<2.5%	<5%	<10%	>10%	>5%	>2.5%	>1%
$n = 12$	1.6	3.8	6.9	12.9	11.0	6.3	3.1	1.4
$n = 20$	1.5	3.6	6.6	12.4	10.0	5.3	2.7	1.2
$n = 40$	1.3	3.0	5.9	11.2	10.0	5.0	2.6	1.1
$n = 20, 4$ NP	3.1	5.9	9.7	15.9	14.5	8.8	5.4	2.9
$n = 40, 4$ NP	1.7	3.7	7.1	12.9	12.8	7.3	4.0	2.0
$n = 40, 9$ NP	3.0	5.6	9.2	15.0	15.3	9.4	5.9	3.1

models, and an issue is to see how use of our reference censoring model for repetitions of the experiment performs under these more commonly-used censoring models. They consider some higher-order asymptotics issues, to which we return in Section 5.

Their example, pertaining to Cox regression with sample size $n = 20$, has two parts corresponding to: (a) a single binary covariate taking its values in 3:1 ratio, with 12.5% random censoring, and (b) five Gaussian covariates, of which one carries the interest parameter, with 30% random censoring. We add to these extensions regarding sample size and covariate number, to investigate particular needs of this paper. In particular, for the setting (a) involving no nuisance parameters, we extend also to $n = 12$ and $n = 40$. As in their example, the response times are unit exponential random variates. Half of the observations on the larger treatment arm are subject to censoring at times uniformly distributed on $[0, 4]$, resulting in expected 12.5% censoring for the entire sample. For extensions of setting (b) involving nuisance parameters, they consider 4 nuisance parameters for $n = 20$, and we extend also to $n = 40$ with either 4 or 9 nuisance parameters defined similarly. In simulations, the values of these nuisance parameters are zero. As in their example for (b) all observations, which are distributed as exponential with mean unity without regard to covariates, are subject to censoring at times uniformly distributed on $[0, 3.25]$, resulting in expected 30% censoring. For Tables 1 and 2, the hypothesis is that the interest parameter in the log relative risk is zero.

Table 2. Null distribution of first-order and bootstrap P -values (based on 50 000 samples)

Nominal	<1%	<2.5%	<5%	<10%	>10%	>5%	>2.5%	>1%
$n = 20, 4$ nuisance parameters								
r_ψ	3.1	5.9	9.7	15.9	14.5	8.8	5.4	2.9
Reference CM	1.0	2.6	5.1	10.3	10.1	5.1	2.6	1.0
Davison & Hinkley	1.2	2.9	5.6	10.9	10.6	5.5	2.9	1.1
$n = 40, 9$ nuisance parameters								
r_ψ	3.0	5.6	9.2	15.0	15.3	9.4	5.9	3.1
Reference CM	1.1	2.6	5.2	10.2	10.1	5.2	2.5	1.0
Davison & Hinkley	1.1	2.7	5.4	10.4	10.2	5.3	2.7	1.1

First, we give some indication of the performance of usual first-order methods using the likelihood ratio statistic. These results are presented in Table 1, where our interpretation is that first-order likelihood ratio methods are reasonably adequate for the settings with relatively few nuisance parameters, but less so for the settings where there are a large number of these in relation to the number of failures, that is, the settings of lines 4 and 6 of Table 1. Thus, the main conclusion we draw regarding first-order methods is that for purposes of evaluating methods of this paper, it is most useful to consider settings with moderate sample sizes and relatively many nuisance parameters in the relative risk.

For settings with no nuisance parameters, or relatively few, these results are consonant with those of Johnson *et al.* [20] that are in terms of Wald-type inferences rather than likelihood ratio. As usual, such results for Wald-type inferences are hampered by the lack of invariance to parametrization.

Table 2 illustrates the performance of our reference censoring model parametric bootstrap proposal ('reference CM'), and the random censoring bootstrap proposal of Davison and Hinkley [13] for the setting of rows 4 and 6 of Table 1. For the latter, the function `censboot` of the R (R Core Team [29]) package `boot` (Canty and Ripley [8]) is used with the option `sim = "cond"`, meaning that observed censoring times are used as potential censoring times in bootstrap trials. In this paper, for all such simulations, that is, parametric bootstrapping, we use 10 000 trials.

At the end of Section 2.2, it was noted that when the true censoring model is progressive Type II, the distribution of P -values is to third order uniform $[0, 1]$. The indication from our simulations is that the accuracy maintains for usual random censoring models, and some theoretical basis for that is given at the end of Section 4. A program employing the routines `censboot` and `coxph` failed in more than 1% of the bootstrap trials for about 3% of the simulated datasets. The P -values were computed by ignoring those bootstrap trials. Many of these failures, however, reflected only infinite parameter estimates with convergent likelihood. More seriously, the P -values for a small fraction of the datasets may have been erroneous, without failures in fitting, and this is explained in more detail below. We do not think these problems have serious effect on results in Table 2, but they became more serious when we used those routines for fitting under parameter values alternative to the hypothesis, as in the following. For this purpose, we employed a routine different from `censboot`, as explained below.

We indicate in Figure 1 that, sample-by-sample, the P -values from the two proposals in the bottom lines of Table 2 are quite similar. For each panel of that figure we select, from the calculations for Table 2, about 500 analysis samples where the P -values are less than 0.20. Thus the point of our proposal is far less to improve on the random censoring bootstrap than to obtain similar results far more easily.

In Figure 2, we present more limited results of this nature under the alternative, i.e. when the true value of ψ differs from the hypothesized value. We employ a different form of censoring model of some interest, discussed below. In this figure, we compare P -values from our reference censoring model proposal and those of the bootstrap employing the actual censoring model, for 240 simulated samples with both methods being used for each simulation sample. The true value of ψ is taken as zero and the hypothesis being tested on each trial is that ψ is equal to the 95% Wald upper confidence limit. Again we see that, sample-by-sample, the P -values from the two methods are similar. The value of the alternative is allowed to vary between simulation trials, since the aim is not to estimate powers for the two methods, but to show more fundamentally

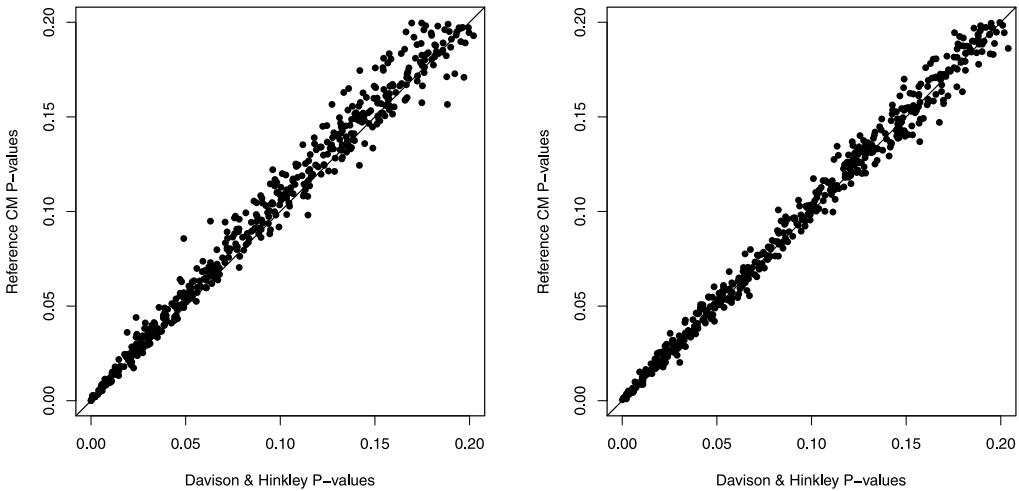


Figure 1. Sample-wise comparison of reference censoring model and Davison & Hinkley P -values, for the setting of $n = 20$ with 4 nuisance parameters (left), and $n = 40$ with 9 nuisance parameters (right).

that the inferences from the two methods are quite similar. For this aim, it was more effective to be always carrying out tests that have interesting P -values.

Generally, a major reason for censoring is the end of follow-up, and this is the mechanism employed for the simulation leading to Figure 2. For a prototypical clinical trial setting, patients

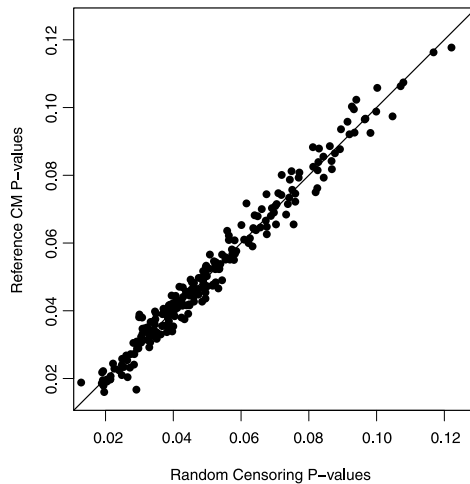


Figure 2. Sample-wise comparison of P -values from our reference censoring model proposal and the censoring model based on the ‘clinical trial’ considerations, in the setting with $n = 20$ and 4 nuisance parameters.

are enrolled at random during some period, say the first 2 years. Follow-up continues for 5 more years, say, at which time all remaining subjects are censored. For simulation, a constant failure rate value was chosen to yield 30% censoring. Analysis time is the interval from enrollment until failure or censoring. The primary distinction between this censoring model and the random censoring model employed above is that, after enrollment is complete, the potential censoring times for all subjects are known. Thus these can be taken as fixed for the bootstrap trials, rather than only for the observed censoring times as in `censboot`. Nevertheless, implementing this entails use of an estimate of the baseline hazard, since the censoring model involves times rather than only ranks.

For the parametric bootstrap using this censoring model, the analog of the Davison and Hinkley proposal employed so far, we have not used the routine `censboot` for results in Figure 2. This is because the censoring model differs from that used for Table 2 and Figure 1 and it is not required to estimate a censoring distribution. We have also modified the simulation of failure times for the following reason. Not surprisingly, with sample sizes as small as $n = 20$ and 30% censoring, a method using nonparametric estimation of the baseline hazard can fail, unless more smoothing is employed than by `censboot`. For example, this happens when there are several censorings following the last failure, so that any nonparametric estimator of the baseline hazard is then undefined after decreasing to a value considerably greater than zero. The `censboot` routine places the substantial undefined mass just after the last failure time, resulting in P -values considerably different than those using the true survival distribution, or those from our reference censoring model proposal. This problem was more serious in testing under the alternative for Figure 2 than under the null hypothesis of Figure 1. In the routine used for Figure 2, we employed in bootstrap trials somewhat more smoothing to deal with this, fitting a Weibull distribution to the incomplete nonparametric estimate of the baseline survival distribution.

We now offer some comparison to the Jiang and Kalbfleisch [19] proposal. For obtaining a confidence interval, their procedure is about twice as fast than our bootstrap method. Half of this is due to employing an approximate pivotal so that only one bootstrap run is required, and the remaining half is due to using an approximate score to avoid model fitting on bootstrap trials. These approximations were considered in more detail in Section 2.3. Our aim is to evaluate the effect of these approximations for the example above involving $n = 20$ with 4 nuisance parameters. The censoring model for data generation was that described at the beginning of this section, and used for Tables 1 and 2. We also present operating characteristics for the first-order method based on the normal approximation to the distribution of r_ψ . Table 3 presents in column 1 the estimated probability of coverage for a 95% lower confidence limit for one of the relative risk parameters when the true value is zero, based on simulation of 10 000 datasets for the Jiang and Kalbfleisch method, and taking first-order and our bootstrap values from Tables 1 and 2. In order to evaluate what corresponds to the ‘length’ of the one-sided confidence interval, we present in column 2 the probability of the interval covering the false value -0.50 , based on 2000 datasets. This particular false value was chosen to be roughly in the center of the distribution of lower confidence limits. The number of trials is smaller than for other purposes here, since the computations are extensive, so standard errors are reported.

The coverage probability in column 1 for the Jiang and Kalbfleisch method, for which the standard error is 0.25%, could be considered as adequate, but as anticipated the method is slightly inferior compared to our more computationally intensive method that does not employ an approximate pivotal quantity. It should be borne in mind that this example was chosen specifically

Table 3. Coverage probability for 3 methods. First column: based on 50 000 samples for r_ψ and reference censoring model bootstrap, and 10 000 samples for the Jiang & Kalbfleisch method. Second column: based on 2000 samples

Method	Coverage (%) true value 0	Coverage (%) of -0.50
r_ψ	88.7	58 ± 1
Jiang & Kalbfleisch	93.6	64 ± 1
Reference CM	94.8	42 ± 1

to place considerable stress on first-order methods, and hence to challenge methodology for improvement. In their paper, they consider only examples with $n = 50$ or 60 , with either no nuisance parameters or only one. In the final column of Table 3 it is seen that as expected, due to the approximations resulting in far less computational time, their confidence intervals are somewhat longer than ours, that is the probability of covering the false value $\psi = -0.5$ is about 50% larger.

4. Higher-order asymptotics

For the reference censoring model approach, or use of any specified censoring model, P -values that we have above approximated using the parametric bootstrap can also be approximated using the type of higher-order asymptotics developed by Barndorff-Nielsen [4,5], Barndorff-Nielsen and Cox [6] and others. A comprehensive textbook treatment is given in Severini [33]. The basic issues regarding censoring models are the same as for the parametric bootstrap. For our progressive Type II censoring model, the higher-order asymptotics are valid for Cox regression partial likelihood since this corresponds to ordinary likelihood for the rank-based data. Extension to other censoring models is considered later in this section, and further in the Discussion.

The higher-order asymptotic methods consist of modifying the directed likelihood ratio (1) to have more nearly a standard normal distribution. This is given by r_ψ^* of (3) that is used as in (5) below. To implement this for our setting involves simulation to approximate certain likelihood covariances. This differs from the parametric bootstrap in that no model fitting is involved in the simulation, which can be important when there are convergence difficulties in fitting. Further, the required number of simulation trials is smaller than for the bootstrap since this is for estimating covariances rather than tail probabilities more directly. This form of asymptotics has been found in many investigations to be remarkably accurate, and for our setting this is borne out in numerical results of Table 4. It also provides useful insights by separating the effects of fitting nuisance parameters from those due to limited adjusted information.

The following results are presented for the more general setting as developed in Barndorff-Nielsen and Cox [6], Section 6.6, rather than attempting to specialize to our partial likelihood setting. It should be noted that the formulas are far less to provide recipes for calculation, than to indicate primary concepts of the methodology. In particular, for many of the formulas to make sense, the data must first be represented to second order as $(\hat{\theta}, a)$, the maximum likelihood estimator along with a suitable approximate ancillary. For this reason, the formulas found little practical use until the development by Skovgaard [36,37] of approximations in terms in terms of

the approximate ancillary based on $\hat{\tau}^{-1}\hat{\jmath}$ arising in the formulas to follow. Fraser, Reid and Wu [17] developed a different approach to the approximation, less general and perhaps difficult to apply to the present setting.

The Barndorff-Nielsen adjustment (Barndorff-Nielsen and Cox [6], Section 6.6), has general form

$$r_{\psi}^* = r_{\psi} + r_{\psi}^{-1} \log(u_{\psi}/r_{\psi}) = r_{\psi} + \text{NP}_{\psi} + \text{INF}_{\psi}, \tag{3}$$

where u_{ψ} involves derivatives of the likelihood function with respect to parameter estimates, holding fixed a notional ancillary. This means a suitable complement to the maximum likelihood estimator to provide a second-order sufficient statistic; see Barndorff-Nielsen and Cox [6], Section 2.5. We will often suppress the subscript ψ , in phrases similar to “the r^* method”. Similarly, we will sometimes suppress the subscripts on NP_{ψ} and INF_{ψ} . The nuisance parameter adjustment NP_{ψ} corresponds to the modified profile likelihood $L_{\text{MP}}(\psi)$, which was developed in theory not directly related to r^* , and applies to vector parameters ψ as well; see Barndorff-Nielsen [3] and Barndorff-Nielsen and Cox [6], Section 8.2. For scalar parameter ψ , the exact relation is $L_{\text{MP}}(\psi) = \exp(-r_{\psi}\text{NP}_{\psi})L_P(\psi)$. The information adjustment INF_{ψ} allows for limited adjusted information for ψ , more specifically pertaining to the skewness of the score statistic for inference about ψ ; see Pierce and Peters [27].

The quantities in (3) are specifically

$$\text{NP}_{\psi} = r_{\psi}^{-1} \log(C_{\psi}), \quad \text{INF}_{\psi} = r_{\psi}^{-1} \log(\overset{\times}{u}_{\psi} / r_{\psi}),$$

with

$$\begin{aligned} \overset{\times}{u}_{\psi} &= \hat{\jmath}_{\psi|\nu}^{-1/2} \left[\frac{\partial \{\ell_P(\psi) - \ell_P(\hat{\psi})\}}{\partial \hat{\psi}} \right], \\ C_{\psi} &= \left| \frac{\partial^2 \ell(\psi, \hat{\nu}_{\psi})}{\partial \hat{\nu} \partial \nu} \right| / \{|\tilde{\jmath}_{\nu\nu}| |\hat{\jmath}_{\nu\nu}|\}^{1/2}. \end{aligned}$$

We note that

$$\frac{\partial \{\ell_P(\psi) - \ell_P(\hat{\psi})\}}{\partial \hat{\psi}} = \frac{\partial \ell(\hat{\theta}_{\psi})}{\partial \hat{\psi}} - \frac{\partial \ell(\hat{\theta})}{\partial \hat{\psi}} - \frac{\partial^2 \ell(\hat{\theta}_{\psi})}{\partial \hat{\psi} \partial \nu} \left\{ \frac{\partial^2 \ell(\hat{\theta}_{\psi})}{\partial \hat{\nu} \partial \nu} \right\}^{-1} \left\{ \frac{\partial \ell(\hat{\theta}_{\psi})}{\partial \hat{\nu}} - \frac{\partial \ell(\hat{\theta})}{\partial \hat{\nu}} \right\};$$

see Barndorff-Nielsen and Cox [6], equation 6.106. Here θ is represented as (ψ, ν) , where ν is any version of the nuisance parameter, and $\tilde{\jmath}_{\nu\nu}$ and $\hat{\jmath}_{\nu\nu}$ are the observed information matrices for ν evaluated at the constrained and unconstrained maximum likelihood estimates, $\hat{\jmath}_{\psi|\nu}^{-1/2}$ is the observed adjusted information for ψ as defined in Section 9.3(iii) of Cox and Hinkley [11]. The partial derivatives in the above expressions are generally referred to as sample-space derivatives, where for instance

$$\frac{\partial \ell(\hat{\theta}_{\psi})}{\partial \hat{\psi}} = \frac{\partial \ell(\theta; \hat{\psi}, \hat{\nu}, a)}{\partial \hat{\psi}} \Big|_{\theta=\hat{\theta}_{\psi}}.$$

Skovgaard [36,37] derived second-order approximations to these quantities that avoid difficult partial derivatives. These results were further developed by Severini [32], without the reliance

made by Skovgaard on curved exponential families. We first express these in rather casual but useful notation as

$$\begin{aligned} \frac{\partial \ell(\hat{\theta}_\psi)}{\partial \hat{\theta} \partial \theta} &\doteq \text{cov}_{\hat{\theta}}\{U(\hat{\theta}), U(\hat{\theta}_\psi)\} \hat{\imath}^{-1} \hat{\jmath}, \\ \frac{\partial \ell(\hat{\theta}_\psi)}{\partial \hat{\theta}} - \frac{\partial \ell(\hat{\theta})}{\partial \hat{\theta}} &\doteq \text{cov}_{\hat{\theta}}\{U(\hat{\theta}), \Delta(\hat{\ell})\} \hat{\imath}^{-1} \hat{\jmath}, \end{aligned}$$

where U is the score $\partial \ell / \partial \theta$, and Δ is a log likelihood difference defined below. Here $\hat{\jmath}$ and $\hat{\imath}$ are the observed and expected information matrices for the full parameter, evaluated at $\hat{\theta}$. More precisely

$$\begin{aligned} \text{cov}_{\hat{\theta}}\{U(\hat{\theta}), U(\hat{\theta}_\psi)\} &= \text{cov}_{\theta_1}\{U(\theta_1), U(\theta_2)\}, \\ \text{cov}_{\hat{\theta}}\{U(\hat{\theta}), \Delta(\hat{\ell})\} &= \text{cov}_{\theta_1}\{U(\theta_1), \ell(\theta_2) - \ell(\theta_1)\}, \end{aligned} \tag{4}$$

where following computation of the expectations, θ_1 and θ_2 are respectively, evaluated at the unconstrained and constrained maximum likelihood estimators for the analysis dataset $\hat{\theta}$ and $\hat{\theta}_\psi$. The covariances in (4) can be approximated by simulation. A key aspect of the Skovgaard result is that the quantity $\hat{\imath}^{-1} \hat{\jmath}$ captures adequately the ancillary information. Quantities above differ from usual information calculations through involving covariances of scores at two different parameter values.

For either r_ψ^* or the Skovgaard approximation to it, the sense of the final approximation can be usefully expressed as follows. For this, we write Y as a random dataset, as y the observed value, and indicate explicitly the dependence of r_ψ and r_ψ^* on the data. Then we have that

$$P\{r_\psi(Y) < r_\psi(y); \psi(\theta) = \psi\} = \Phi\{r_\psi^*(y)\} [1 + O_p\{(\hat{\psi} - \psi)n^{-1/2}\}], \tag{5}$$

which to this order does not depend on the nuisance parameter in the relative risk. For the present context n is best thought of as the number of failures. Thus, for deviations $\hat{\psi} - \psi = O_p(n^{-1/2})$ the relative error is $O(n^{-1})$ and for large deviations the error is $O(n^{-1/2})$. The large deviation property is important in ruling out second-order approximations that suffer from being overly local. The above bound also holds when conditioning on suitable ancillary statistics, in particular that based on $\hat{\imath}^{-1} \hat{\jmath}$; see Skovgaard [35]. The justification for (5) is a combination of the result (7.5) of Severini [33] and results in Section 4 of Skovgaard [36].

To approximate the covariances (4) in our setting one may carry out Steps 1 and 2 of the algorithm given for the parametric bootstrap, but keeping track only of the required likelihood quantities so that their covariances can be computed following the simulation. Steps 3 and 4 are not required, and no model fitting is involved in this simulation, which avoids not only computing effort but possible convergence difficulties. Note that in this simulation the resampling is done under the unconstrained estimator $\hat{\theta}$. As noted, estimation of these covariances requires far fewer bootstrap trials than for the parametric bootstrap. For accurate results, it is important that $\hat{\imath}$ be approximated from the same simulation samples as the other covariances, even when a formula

Table 4. Null distribution of P -values for the higher-order method based on r_{ψ}^* (based on 50 000 samples)

Nominal % tail	<1%	<2.5%	<5%	<10%	>10%	>5%	>2.5%	>1%
$n = 20, 4$ nuisance parameters								
r_{ψ}	3.1	5.9	9.7	15.9	14.5	8.8	5.4	2.9
Bootstrap (reference CM)	1.0	2.6	5.1	10.3	10.1	5.1	2.6	1.0
r_{ψ}^* (reference CM)	1.0	2.5	4.9	9.7	9.5	4.8	2.5	1.0
$n = 40, 9$ nuisance parameters								
r_{ψ}	3.0	5.6	9.2	15.0	15.3	9.4	5.9	3.1
Bootstrap (reference CM)	1.1	2.6	5.2	10.2	10.1	5.2	2.5	1.0
r_{ψ}^* (reference CM)	0.8	2.1	4.3	9.0	8.9	4.3	2.1	0.8

for it is known. This is because, as laid out in Sections 2 and 3 of Severini [32], when \hat{t} is approximated in this manner the leading terms of what is being approximated, and the covariance-based approximations, are identical.

We illustrate these methods by continuing with the example of Table 2. Recall that the true censoring model for the analysis datasets differs from our reference progressive Type II model used for the second-order and bootstrap calculations, and were described early in Section 3. Table 4 indicates that the second-order and parametric bootstrap P -values are quite similar. The results in the last line of that table, though probably adequate for practice, contain some entries differing by 6–9 simulation standard errors from nominal values. We discuss that in the final section.

With this method the nature of the improvements on first-order inference can be characterized more clearly than for the parametric bootstrap. For each of the examples of Table 2, we describe in Figure 3 the nature of the NP and INF adjustments for 200 simulated samples. This simulation was carried out under the strategy used for Figure 2; that is, to focus on interesting P -values we take the hypothesis being tested for each sample as the lower 95% Wald confidence limit $\hat{\psi} - 1.645 \text{SE}(\hat{\psi})$. This means that the value of r_{ψ} varies only modestly around the value -1.645 .

The NP adjustments are in magnitude about 4 and 8 times larger than the INF adjustments, for the left and right panels of Figure 3, as indicated by the slopes of the regression lines. This reflects an important point that is not restricted to the setting of this paper. Unless the sample size is quite small the INF adjustment is usually minor, but when there are many nuisance parameters, relative to the sample size, the NP adjustment can be substantial even for moderately large samples. Whether or not this is the case depends on the particular setting, and is often difficult to predict without making the computation. Consideration of this was first given in Section 3 of Pierce and Peters [27] and has been further described by several others: for example, Brazzale, Davison and Reid [7] and Sartori [31], Section 6.

Pierce and Bellio [26] employed these second-order asymptotics to investigate the inferential effects of model specifications that do not affect the likelihood function. They found that for ordinary likelihood, inferences are usually to second order unaffected by choice of censoring models. On the other hand, they found that the effect of stopping rules is to second order carried only by the INF adjustment, with the NP adjustment unaffected. Their argument for censoring

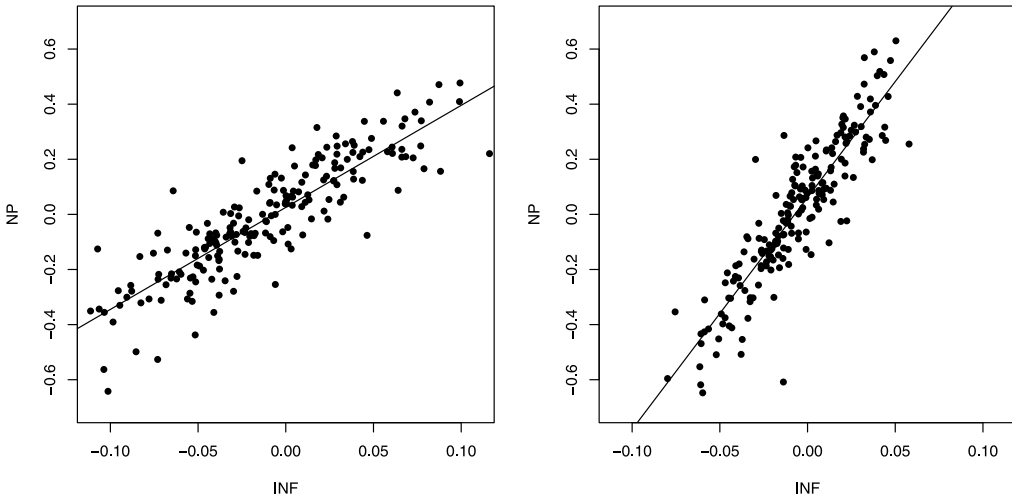


Figure 3. Values of NP_ψ and INF_ψ for 200 trials for $n = 20$ with 4 nuisance parameters and $n = 40$ with 9 nuisance parameters, and for testing the hypothesis that ψ is equal to the 95% lower Wald confidence limit. The slopes of the regression lines are 3.7 and 8.4.

models in ordinary likelihood does not fully apply to partial likelihood for survival data, since it depends on the observations being stochastically independent. However the argument for the NP part of the adjustment only requires that the contributions to the score are uncorrelated, which is the case for partial likelihood. See, for example, Cox [10] but note that this is an essential aspect of martingale theory. Many of the standard martingale developments need substantial modification for partial likelihood, and this is treated by Fleming and Harrington [16]. The point of this argument is that in terms of the second-order asymptotics, it is not necessary that the true censoring model be the same as our progressive Type II reference censoring model.

5. Considering risk sets as fixed

There is an inferential frame of reference having the same likelihood function as the Cox regression partial likelihood, which, though not conditional, has been and remains of considerable interest. This consists of considering all the risk sets, i.e. those at risk just before each failure, as fixed in hypothetical repetitions of the experiment. In particular, this is the basis for the “logistic exact” inference for Cox regression proposed by Samuelsen [30], although with some reservations. The point of this section is to show that, although a definition of r^* is temptingly very simple for this frame of reference, it is not suitable for use for survival data, as the adjustments $r^* - r$ are too small to be of the value we have seen throughout this paper.

This frame of reference leads to a multinomial probability model defined on each risk set, with the probabilities of which individual fails proportional to the relative risk. This seems to be what Cox [9] originally had in mind, although it was quickly realized that this is not a conditional frame of reference. Indeed, if there were no censoring fixing all the risk sets allows no data

Table 5. Null distribution of P -values for the r^* method with fixed risk sets (based on 50 000 samples)

Nominal % tail	<1%	<2.5%	<5%	<10%	>10%	>5%	>2.5%	>1%
$n = 20, 4$ nuisance parameters								
r_ψ	3.1	5.9	9.7	15.9	14.5	8.8	5.4	2.9
r_ψ^* (fixed risk set)	2.6	5.3	9.0	15.2	13.5	7.8	4.7	2.4
r_ψ^* (reference CM)	1.0	2.5	4.9	9.7	9.5	4.8	2.5	1.0
$n = 40, 9$ nuisance parameters								
r_ψ	3.0	5.6	9.2	15.0	15.3	9.4	5.9	3.1
r_ψ^* (fixed risk set)	2.5	5.0	8.3	14.0	15.5	9.4	5.9	3.0
r_ψ^* (reference CM)	0.8	2.1	4.3	9.0	8.9	4.3	2.1	0.8

variation for purposes of partial likelihood. Unless censoring is quite heavy, the risk sets remain to be substantially determined by failures. These difficulties turn out to have a large bearing on the higher-order asymptotics. They were resolved by the martingale approach to Cox regression, in which the risk sets are fixed successively but not simultaneously.

We have seen throughout this paper that a useful definition of r^* for survival data is possible, and in extreme situations the improvement over r is substantial. This does not happen with the definition of r^* appropriate for the fixed risk set frame of reference. Thus, although the product multinomial formulation is a probability model for some experiment, it is unsuitable for going beyond first order in analysis of survival data.

In Table 5 we show, for the two examples of Table 4, results of using r^* for the fixed risk set frame of reference, along with those of the r^* method proposed in Section 4, labeled “reference CM” for the progressive Type II reference censoring model employed. The fixed-risk-set r^* performs very little better than the first order r , even though the proposal of Section 4 results in substantial improvement.

We now show that the r^* method for the fixed risk-set frame of reference, even though not usually suitable for Cox regression, is very simple in form. The resulting product multinomial setting falls in the simple framework for the higher-order asymptotics laid out by Pierce and Peters [27], that is, full rank exponential families in terms of canonical parameters. In this case, we have that

$$\begin{aligned} \text{INF}_\psi &= r_\psi^{-1} \log(w_\psi / r_\psi), \\ \text{NP}_\psi &= r_\psi^{-1} \log(\rho_\psi^{1/2}), \end{aligned} \tag{6}$$

where w_ψ is the Wald statistic for the canonical multinomial interest parameter and ρ_ψ is the determinant ratio of canonical nuisance parameter information matrices, namely

$$\rho_\psi = \frac{|j_{\nu\nu}(\hat{\theta})|}{|j_{\nu\nu}(\hat{\theta}_\psi)|}.$$

When the relative risk is loglinear as indicated initially in Section 1, the parameters ψ and ν are coordinates of θ . Thus the ingredients for computing are readily available from the usual partial likelihood fitting. The adjustments (6) are those considered in Brazzale, Davison and Reid [7].

Considering the risk sets as fixed can be useful for a parametric bootstrap when all the risk sets are very large, and their composition is mainly determined by censoring or competing risks. That is, when the events under study are rare. The difficulty with considering the risk sets as fixed is that they are in part determined by failures. This aspect becomes negligible, though, in settings as just described. Such settings commonly arise in epidemiology, but less frequently in clinical trials. What transpires is that the adjustments in (6) seem always quite small, which is reflecting statistical issues for these types of settings.

6. Discussion

Any method for going beyond first order for Cox regression must involve some form of specification of the censoring model. Usual random censoring models are seldom intended to be realistic, but only to specify a concrete model compatible with independent censoring. But even if such a model were realistic, utilizing it for inference beyond first order would usually involve unattractive estimation of censoring distributions and the baseline hazard. It appears to us that the only highly tractable approach is to utilize some kind of reference censoring model, chosen to match primary aspects of the observed censoring. We have proposed such a reference censoring model, and shown that to second order the dominant aspect of adjustment to first-order methods is independent of the choice of reference censoring model. Our conclusions in these matters are compatible with those of Jiang and Kalbfleisch [19], based on mutually independent work.

We are not advocating routine use of the methods of this paper, as ordinarily first-order methods seem adequate for practical purposes. When one does desire some confirmation of this, the second-order methods of Section 4 involve far less computation than the parametric bootstrap method of Section 3, and the results of these two approaches are similar. The parametric bootstrap method is considerably more transparent, which we consider important. It appears that, not surprisingly, in extreme situations the parametric bootstrap results are slightly more accurate than the second-order ones. This is because the second-order methods rely on the distribution of r_ψ being not terribly far from standard normal, which is nearly always the case in practice. One could probably construct extreme examples where the improvement of the parametric bootstrap over the second-order method is greater than we have seen in this paper.

We would not want to leave readers with the impression that the higher-order asymptotics of Section 4 applies to Cox regression only for our reference progressive Type II censoring model. Mykland and Ye (U. Chicago Statistics Dept. TR 332, 1995) showed that under usual conditions of independent censoring, Bartlett identities of all orders are satisfied for Cox regression partial likelihood. Mykland [25] showed that this result is adequate to establish that adjustments of affine form $r_\psi^\dagger = \{r_\psi - E(r_\psi)\} / SD(r_\psi)$ are standard normal to second order, and in usual settings these are second-order equivalent to r_ψ^* . Moreover, it follows from Severini [34] that for likelihood-like objects that are not true likelihoods, the first two Bartlett identities are enough to validate the NP adjustment referred to above.

The proposed methods apply directly to stratified Cox regression, by adapting within each stratum to the observed censoring configuration. An R package and STATA routine are available

at <http://www.science.oregonstate.edu/~piercedo/>. For either package, the required user effort is essentially the same as for ordinary Cox regression.

Acknowledgements

The first author's work was partly supported by the Oregon Clinical and Translational Research Institute at his university, funded by the National Institutes of Health. Both authors were partly supported by grants to the second author's university from the *Ministero dell'Università e della Ricerca*. We are grateful to an Associate Editor for supporting this publication, and to two anonymous referees for valuable suggestions. Dawn Peters was very helpful in carefully reading the draft and offering comments that improved the presentation.

References

- [1] Alvarez-Andrade, S., Balakrishnan, N. and Bordes, L. (2009). Proportional hazards regression under progressive type-II censoring. *Ann. Inst. Statist. Math.* **61** 887–903. [MR2556769](#)
- [2] Andersen, P.K., Borgan, Ø., Gill, R.D. and Keiding, N. (1993). *Statistical Models Based on Counting Processes*. New York: Springer. [MR1198884](#)
- [3] Barndorff-Nielsen, O. (1983). On a formula for the distribution of the maximum likelihood estimator. *Biometrika* **70** 343–365. [MR0712023](#)
- [4] Barndorff-Nielsen, O.E. (1986). Inference on full or partial parameters based on the standardized signed log likelihood ratio. *Biometrika* **73** 307–322. [MR0855891](#)
- [5] Barndorff-Nielsen, O.E. (1991). Modified signed log likelihood ratio. *Biometrika* **78** 557–563. [MR1130923](#)
- [6] Barndorff-Nielsen, O.E. and Cox, D.R. (1994). *Inference and Asymptotics*. London: Chapman & Hall. [MR1317097](#)
- [7] Brazzale, A.R., Davison, A.C. and Reid, N. (2007). *Applied Asymptotics: Case Studies in Small-sample Statistics*. Cambridge: Cambridge Univ. Press. [MR2342742](#)
- [8] Cauty, A. and Ripley, B. (2013). boot: Bootstrap R (S-Plus) functions. R package version 1.3-9.
- [9] Cox, D.R. (1972). Regression models and life-tables. *J. Roy. Statist. Soc. Ser. B* **34** 187–220. With discussion and reply by D.R. Cox. [MR0341758](#)
- [10] Cox, D.R. (1975). Partial likelihood. *Biometrika* **62** 269–276. [MR0400509](#)
- [11] Cox, D.R. and Hinkley, D.V. (1974). *Theoretical Statistics*. London: Chapman & Hall. [MR0370837](#)
- [12] Crowley, J. (1974). A note on some recent likelihoods leading to the log rank test. *Biometrika* **61** 533–538. [MR0378229](#)
- [13] Davison, A.C. and Hinkley, D.V. (1997). *Bootstrap Methods and Their Application*. Cambridge: Cambridge Univ. Press. [MR1478673](#)
- [14] Davison, A.C., Hinkley, D.V. and Young, G.A. (2003). Recent developments in bootstrap methodology. *Statist. Sci.* **18** 141–157. [MR2026076](#)
- [15] DiCiccio, T.J., Martin, M.A. and Stern, S.E. (2001). Simple and accurate one-sided inference from signed roots of likelihood ratios. *Canad. J. Statist.* **29** 67–76. [MR1834487](#)
- [16] Fleming, T.R. and Harrington, D.P. (1991). *Counting Processes and Survival Analysis*. New York: Wiley. [MR1100924](#)
- [17] Fraser, D.A.S., Reid, N. and Wu, J. (1999). A simple general formula for tail probabilities for frequentist and Bayesian inference. *Biometrika* **86** 249–264. [MR1705367](#)

- [18] Hu, F. and Kalbfleisch, J.D. (2000). The estimating function bootstrap. *Canad. J. Statist.* **28** 449–499. With discussion and rejoinder by the authors. [MR1793106](#)
- [19] Jiang, W. and Kalbfleisch, J.D. (2008). Permutation methods in relative risk regression models. *J. Statist. Plann. Inference* **138** 416–431. [MR2412596](#)
- [20] Johnson, M.E., Tolley, H.D., Bryson, M.C. and Goldman, A.S. (1982). Covariate analysis of survival data: A small-sample study of Cox's model. *Biometrics* **38** 685–698.
- [21] Kalbfleisch, J.D. and Prentice, R.L. (1973). Marginal likelihoods based on Cox's regression and life model. *Biometrika* **60** 267–278. [MR0326939](#)
- [22] Kalbfleisch, J.D. and Prentice, R.L. (2002). *The Statistical Analysis of Failure Time Data*, 2nd ed. Hoboken, NJ: Wiley. [MR1924807](#)
- [23] Lawless, J.F. (2003). *Statistical Models and Methods for Lifetime Data*, 2nd ed. Hoboken, NJ: Wiley. [MR1940115](#)
- [24] Lee, S.M.S. and Young, G.A. (2005). Parametric bootstrapping with nuisance parameters. *Statist. Probab. Lett.* **71** 143–153. [MR2126770](#)
- [25] Mykland, P.A. (1999). Bartlett identities and large deviations in likelihood theory. *Ann. Statist.* **27** 1105–1117. [MR1724043](#)
- [26] Pierce, D.A. and Bellio, R. (2006). Effects of the reference set on frequentist inferences. *Biometrika* **93** 425–438. [MR2278094](#)
- [27] Pierce, D.A. and Peters, D. (1992). Practical use of higher order asymptotics for multiparameter exponential families. *J. Roy. Statist. Soc. Ser. B* **54** 701–737. With discussion and a reply by the authors. [MR1185218](#)
- [28] Pierce, D.A. and Peters, D. (1994). Higher-order asymptotics and the likelihood principle: One-parameter models. *Biometrika* **81** 1–10. [MR1279651](#)
- [29] R Core Team (2013). R: A language and environment for statistical computing. Available at <http://www.R-project.org/>.
- [30] Samuelsen, S.O. (2003). Exact inference in the proportional hazard model: Possibilities and limitations. *Lifetime Data Anal.* **9** 239–260. [MR2016621](#)
- [31] Sartori, N. (2003). Modified profile likelihoods in models with stratum nuisance parameters. *Biometrika* **90** 533–549. [MR2006833](#)
- [32] Severini, T.A. (1999). An empirical adjustment to the likelihood ratio statistic. *Biometrika* **86** 235–247. [MR1705371](#)
- [33] Severini, T.A. (2000). *Likelihood Methods in Statistics*. Oxford: Oxford Univ. Press. [MR1854870](#)
- [34] Severini, T.A. (2002). Modified estimating functions. *Biometrika* **89** 333–343. [MR1913962](#)
- [35] Skovgaard, I.M. (1985). A second-order investigation of asymptotic ancillarity. *Ann. Statist.* **13** 534–551. [MR0790555](#)
- [36] Skovgaard, I.M. (1996). An explicit large-deviation approximation to one-parameter tests. *Bernoulli* **2** 145–165. [MR1410135](#)
- [37] Skovgaard, I.M. (2001). Likelihood asymptotics. *Scand. J. Statist.* **28** 3–32. [MR1844348](#)

Received April 2012 and revised August 2013