



**Take a deep dive into the  
business of transplantation!**

**2021 Digital  
Liver & Kidney  
Transplant  
Financial Bootcamp**

**Access  
Online!**

**February 26 -  
March 19,  
2021**

**Register at  
[ASTS.org/bootcamps](https://www.astsonline.org/bootcamps)**

**ASTS**   
American Society of Transplant Surgeons®

**ORIGINAL ARTICLE**

# Multilevel factors are associated with immunosuppressant nonadherence in heart transplant recipients: The international BRIGHT study

Kris Denhaerynck<sup>1</sup> | Lut Berben<sup>1</sup> | Fabienne Dobbels<sup>1,2</sup> | Cynthia L. Russell<sup>3</sup> |  
 Marisa G. Crespo-Leiro<sup>4</sup> | Alain Jean Poncelet<sup>5</sup> | Sabina De Geest<sup>1,2</sup> |  
 on behalf of the BRIGHT study team

<sup>1</sup>Institute of Nursing Science, Department of Public Health, University of Basel, Basel, Switzerland

<sup>2</sup>Academic Centre for Nursing and Midwifery, Department of Public Health and Primary Care, KU Leuven, Leuven, Belgium

<sup>3</sup>School of Nursing and Health Studies, University of Missouri-Kansas City, Kansas City, MO, USA

<sup>4</sup>Complejo Hospitalario Universitario A Coruña, CIBERCV. INIBIC. UDC., La Coruña, Spain

<sup>5</sup>Cliniques Universitaires Saint-Luc, Brussels, Belgium

**Correspondence**

Sabina De Geest

Email: sabina.degeest@unibas.ch

**Funding information**

Schweizerische Akademie der Medizinischen Wissenschaften; International Transplant Nurses Society; International Society for Heart and Lung Transplantation; Astellas Pharma; European Regional Development Fund

Factors at the level of family/healthcare worker, organization, and system are neglected in medication nonadherence research in heart transplantation (HTx). The 4-continent, 11-country cross-sectional Building Research Initiative Group: Chronic Illness Management and Adherence in Transplantation (BRIGHT) study used multi-staged sampling to examine 36 HTx centers, including 36 HTx directors, 100 clinicians, and 1397 patients. Nonadherence to immunosuppressants—defined as any deviation in taking or timing adherence and/or dose reduction—was assessed using the Basel Assessment of Adherence to Immunosuppressive Medications Scale<sup>®</sup> (BAASIS<sup>®</sup>) interview. Guided by the Integrative Model of Behavioral Prediction and Bronfenbrenner's ecological model, we analyzed factors at these multiple levels using sequential logistic regression analysis (6 blocks). The nonadherence prevalence was 34.1%. Six multilevel factors were associated independently (either positively or negatively) with nonadherence: *patient level*: barriers to taking immunosuppressants (odds ratio [OR]: 11.48); smoking (OR: 2.19); *family/healthcare provider level*: frequency of having someone to help patients read health-related materials (OR: 0.85); *organization level*: clinicians reporting nonadherent patients were targeted with adherence interventions (OR: 0.66); pickup of medications at physician's office (OR: 2.31); and *policy level*: monthly out-of-pocket costs for medication (OR: 1.16). Factors associated with nonadherence are evident at multiple levels. Improving medication nonadherence requires addressing not only the patient, but also family/healthcare provider, organization, and policy levels.

**KEYWORDS**

clinical decision-making, clinical research/practice, compliance/adherence, heart transplantation/cardiology, immunosuppression/immune modulation, social sciences

**Abbreviations:** BAASIS<sup>®</sup>, Basel Assessment of Adherence to Immunosuppressive Medications Scale<sup>®</sup>; CI, Confidence Interval; HTx, Heart Transplantation; OR, Odds Ratio; SD, Standard Deviation; Tx, Transplantation; EBV, Epstein-Barr virus.

Kris Denhaerynck and Lut Berben joint first authorship.

The BRIGHT Study team members are listed in Appendix 1.

This is an open access article under the terms of the Creative Commons Attribution-NonCommercial License, which permits use, distribution and reproduction in any medium, provided the original work is properly cited and is not used for commercial purposes.

© 2017 The Authors. *American Journal of Transplantation* published by Wiley Periodicals, Inc. on behalf of The American Society of Transplantation and the American Society of Transplant Surgeons

## 1 | INTRODUCTION

Immunosuppressant nonadherence entails serious risks in solid organ transplantation (Tx), including heart transplantation (HTx).<sup>1,2</sup> Based on the ABC taxonomy, medication adherence has 3 phases: initiation, implementation, and discontinuation, and is defined as “the extent to which a patient’s actual dosing corresponds to the prescribed dosing regimen.”<sup>3</sup> Nonadherence is linked to poor posttransplant outcomes including late acute rejection and graft loss.<sup>2,4,5</sup>

Knowledge of immunosuppressive nonadherence factors aids identification of at-risk patients while exposing leverage points for interventions.<sup>6</sup> To date, in addition to patient-related variables, confirmed factors relate to sociodemographics, therapies, or conditions,<sup>1,7,8</sup> with some evidence indicating links to healthcare teams and providers.<sup>9-12</sup> However, the focus has been primarily on patient-level factors.<sup>1,8,13,14</sup> In fact, most patient-level factors are only weakly associated with medication nonadherence, suggesting that other-level variables also play roles.<sup>6,11,15</sup> In addition, few studies exploit theoretical models that guide selection of factors for investigation.<sup>16-18</sup>

Therefore, we favor an ecological perspective (eg Bronfenbrenner’s model<sup>6,19,20</sup>) that positions the transplant patient within the healthcare system’s micro (family/healthcare provider), meso (transplant center), and macro (healthcare system) levels (Figure 1).<sup>6,21-32</sup> Reflecting this perspective, a multilevel approach to medication nonadherence is novel,<sup>15,33</sup> as multilevel medication nonadherence factors have received little attention in transplantation.<sup>6,11,13,14,34</sup> Should this new perspective reveal independent multilevel immunosuppressant nonadherence correlates, addressing such correlates would demand interventional approaches targeting not only patients but healthcare workers/family, organizations, and policymakers.<sup>6,21,24</sup>

With this in mind, the main hypothesis of the multinational “Building Research Initiative Group: Chronic Illness Management and Adherence in Transplantation (BRIGHT)” study was that multilevel factors are associated with implementation phase immunosuppressant nonadherence in adult HTx recipients.

## 2 | MATERIALS AND METHODS

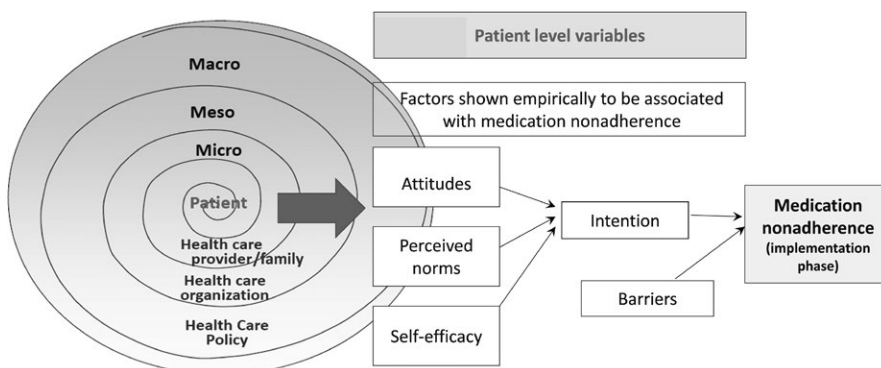
### 2.1 | Design, sample, and setting

The BRIGHT cross-sectional study used a convenience sample drawn from 4 continents, 11 countries, and 36 HTx centers (minimum 2 per country), using multistage sampling to recruit centers, patients, and clinicians.<sup>34</sup> Eligible centers had at least 50 heart transplants performed during the past 12 to 60 months, were located in Europe, North America, South America, or Australia, and were formally supported by the center’s transplant director and responsible administrator. A randomized proportional sample of adult, single-organ, HTx recipients was included from each center based on center size. Further inclusion criteria were the following: being between 1 and 5 years posttransplant, transplanted and followed up for routine care in the transplant center, first and single transplant, able to read in the languages spoken in the country of the participating center, and providing informed consent.<sup>34</sup> Each center’s sample included 1-5 clinicians working in the center for >6 months, who worked at least 50% in direct clinical practice and were familiar with the center’s posttransplant outpatient care (randomly selected where >5 clinicians were eligible). Detailed information on the BRIGHT study’s methods, theoretical framework, sample size, etc., is available elsewhere.<sup>34</sup>

Prior to data collection, ethical approval was obtained from the University Hospitals of Leuven (Belgium) ethics committee, and all participating centers’ ethics committees. All participating patients provided written informed consent. Upon local Ethical Review Board request, transplant clinicians were asked to sign consent forms; otherwise, completing the questionnaire was assumed to imply consent.

### 2.2 | Variables and measurement

Measuring implementation phase immunosuppressant nonadherence and its selected multilevel correlates involved 5 instruments: (1) the BRIGHT patient interview questionnaire; (2) the BRIGHT patient self-report questionnaire; (3) the BRIGHT structured form for medical record information extraction; (4) the BRIGHT clinician questionnaire; and (5) the BRIGHT transplant director questionnaire.<sup>34</sup> Appendix S1 summarizes all studied variables, their measurement, and psychometrics (if applicable).



**FIGURE 1** The adapted ecological model of Bronfenbrenner et al.<sup>6,19,20</sup> (left) combined with patient-level factors derived from the Integrative Model of Behavioral Prediction<sup>38</sup> and empirical evidence (right)

*Immunosuppressant nonadherence* (implementation phase) was assessed via the Basel Assessment of Adherence to Immunosuppressive Medications Scale<sup>®</sup> (BAASIS<sup>®</sup>) (interview version).<sup>34,35</sup> Following the ABC taxonomy for medication adherence,<sup>3</sup> this measures implementation phase immunosuppressant nonadherence via 4 items, querying taking adherence, drug holidays, timing adherence, and self-initiated dose reductions. Patients scored their adherence over the past 4 weeks. Any deviation in taking, timing, or dosing was considered nonadherence.<sup>34</sup> The instrument's concurrent validity was demonstrated in kidney<sup>36</sup> and predictive validity (regarding late acute rejection incidence) in liver Tx recipients.<sup>37</sup>

*Multilevel medication nonadherence correlates* were assessed via validated instruments and investigator-developed measures (Appendix S1) (see BRIGHT methods article<sup>34</sup>). At the patient level, we applied the *Integrated Model of Behavioral Prediction*,<sup>38</sup> which posits that intention and barriers are the most proximal determinants of health behaviors (Figure 1); attitudes, perceived norms, and self-efficacy also are determinants of nonadherence. Based on empirical evidence from our research group's ongoing meta-analysis, we also added 25 literature-derived variables<sup>8,39</sup> (Figure 1 and Appendix S1).

Working from an ecological perspective, the model of Bronfenbrenner et al<sup>6,19,20</sup> (Figure 1) supported 9 micro- (interpersonal relationships, eg family, healthcare providers), 32 meso- (regarding transplant center characteristics and practice patterns), and 4 macro-level (healthcare system characteristics) variables (total: 45) (Appendix S1 and Table 1).

### 2.3 | Data collection

At each participating transplant center, at least 1 local BRIGHT data collector collected the data. All data collectors received formal standardized training (see BRIGHT methods article<sup>34</sup>). Questionnaires were sent to the centers, which distributed them to the randomly selected patients, clinicians, and to the director. Completed questionnaires were returned to the local data collector, who forwarded them to the BRIGHT study team, who checked data completeness, and contacted local data collectors regarding omissions. Data were entered into the data set by scanning the questionnaires. BRIGHT medical chart forms were entered manually. Quality checks were performed on data subsamples and corrections were made as needed.

### 2.4 | Data analysis

Descriptive data analysis included appropriate measures of central tendency and dispersion. Nonadherence prevalence figures were weighted to represent test countries' HTx populations. Where appropriate, assessed meso-level variables were aggregated at the center level. To evaluate the multi-item instruments' validity and reliability, psychometric analyses were performed (Appendix S1). The dimensionality of instruments was checked using (un)rotated principal component analyses and Cronbach's  $\alpha$  (Appendix S1).

To identify multilevel correlates of medication adherence, we first predicted nonadherence via simple logistic regression analyses,

invoking generalized estimating equations to account for possible within-center subject correlations.<sup>40</sup> Variables whose odds ratios (ORs) suggested associations (ie confidence intervals [CIs] not including 1.00) were subjected to multiple logistic regression analysis. Constructing this model required a sequential approach including blockwise entry of variable groups at each level, starting with the Integrative Model of Behavioral prediction. *Block 1* included barriers and intention, the factors most proximal to behavior; *Block 2* included attitudes, perceived norms, and self-efficacy, which directly impact intention (Figure 1). *Block 3* included patient-level variables derived from the transplant literature. *Block 4* contained micro-, *Block 5* meso-, and *Block 6* macro-level factors. Within each sequence, variables contributing independently to medication nonadherence (with OR CIs not including 1) were included in the subsequent step. We calculated a marginal  $R^2$  statistic for each step.<sup>41</sup> For the final model, 4 additional  $R^2$ s we calculated per level (patient, meso, micro, and macro) by only keeping variables allocated to a respective level in the equation.

We tested our results' robustness first by disentangling "taking" and "timing"—the two main nonadherence aspects—and running 2 models using the 2 BAASIS<sup>®</sup> items assessing these dimensions. Second, multiple imputation was used to refit the final model and exclude possible bias resulting from missing data. Missingness in variables was rare at the center (median: 0%; interquartile range [IQR]: 0-0%; range: 0-6%) and clinician (median: 0%; IQR: 0-3%; range: 0-18%) levels, and 1% at the patient level (IQR: 1-2%; range: 0-12%). All analyses were performed in SAS version 9.4 (SAS Institute, Cary, NC) and R version 3.2.0 (<https://cran.r-project.org/>; using the MICE package for multiple imputation; <http://stefvanbuuren.github.io/mice/>).

## 3 | RESULTS

### 3.1 | Demographic information

Table 1 and Figure 2 show demographic information for the 36 participating centers. The majority ( $n = 19$ , 52.8%) were large centers.<sup>34,42</sup> They handled 2523 eligible patients. We invited 1677 patients (random selection; see Materials and Methods) to participate, of whom 244 declined and 36 died before completing the questionnaire, leaving 1397 patient participants who completed questionnaires (Figure 3) (participation rate: 83.3%; mean age: 53.6 years (standard deviation [SD] 13.2); 72.7% male; average years posttransplant: 3.4 [SD 1.4] [Table 1]).

All invited clinicians ( $n = 100$ ; response rate: 100%) participated (mean clinicians per center: 2.78 [SD 1.59]; range: 1-5); mean age: 46.2 years (SD 10.2); 87% female. On average, participating clinicians had worked 10.0 years (SD 7.5) at their HTx centers, with 63% working full-time in HTx care. All 36 HTx directors also participated (response rate: 100%).

### 3.2 | Prevalence of nonadherence to immunosuppressants (implementation phase)

The overall prevalence of implementation phase immunosuppressant nonadherence was 34.1%. Taking nonadherence (ie missing doses)

**TABLE 1** Descriptive statistics of the multilevel variables (overall sample and adherers/nonadherers [implementation phase]) and results of bivariate analysis (odds ratios [95% CI])

| Variables   | Values/scoring                                       | Total sample<br>N; mean ± SD<br>N (%) <sup>a</sup> | Adherers<br>N; mean ± SD<br>N (%) <sup>b</sup> | Nonadherers<br>N; mean ± SD<br>N (%) <sup>b</sup> | Bivariate analysis<br>Odds ratio<br>(95% CI) |
|---|--|--|--|---|--|
| <b>Block 1: Patient level: proximal variables based on Integrative Model of Behavioral Prediction</b>   |  |  |  |   |  |
| Barriers to take immunosuppressants as prescribed <sup>d</sup>  | 1 (never) to 5 (always)                              | 1382; 1.20 ± 0.31                                  | 868; 1.12 ± 0.22                               | 514; 1.32 ± 0.38                                  | 12.33 (7.08-21.09) <sup>c</sup>              |
| Intention to adhere to the immunosuppressants regimen <sup>d</sup>  | 1 (strongly disagree) to 5 (strongly agree)          | 1377; 4.69 ± 0.53                                  | 865; 4.75 ± 0.49                               | 512; 4.59 ± 0.59                                  | 0.58 (0.44-0.77) <sup>c</sup>                |
| <b>Block 2: Patient level: other variables based on Integrative Model of Behavioral Prediction</b>  |  |  |  |   |  |
| Attitudes towards taking immunosuppressants <sup>d</sup> (dimension positive aspects/looking towards the future)  | 1 (strongly disagree) to 5 (strongly agree)          | 1381; 4.46 ± 0.46                                  | 867; 4.48 ± 0.45                               | 514; 4.42 ± 0.45                                  | 0.75 (0.56-1.00) <sup>c</sup>                |
| Attitudes towards taking immunosuppressants (dimension worries) <sup>d</sup>  | 1 (strongly disagree) to 5 (strongly agree)          | 1381; 1.91 ± 0.58                                  | 868; 1.90 ± 0.60                               | 513; 1.94 ± 0.56                                  | 1.15 (0.96-1.38)                             |
| Perceived norms related to immunosuppressants <sup>d</sup>  | 1 (strongly disagree) to 5 (strongly agree)          | 1374; 1.31 ± 0.60                                  | 863; 1.32 ± 0.63                               | 511; 1.28 ± 0.54                                  | 0.89 (0.72-1.09)                             |
| Self-efficacy with taking immunosuppressants <sup>d</sup>   | 1 (not at all confident) to 5 (completely confident) | 1378; 4.34 ± 0.48                                  | 865; 4.43 ± 0.84                               | 513; 4.19 ± 0.83                                  | 0.72 (0.64-0.81) <sup>c</sup>                |
| <b>Block 3: Patient level: variables derived from empirical evidence (sociodemographic, clinical, treatment-, condition, and patient-related factors)</b> |  |  |  |   |  |
| <b>Sociodemographic factors</b>   |  |  |  |   |  |
| Gender <sup>d</sup>   | Male   | 1011 (72.73%)                                      | 638 (73.17%)                                   | 373 (72.01%)                                      | 0.94 (0.72-3.57)                             |
| Age <sup>d</sup>  | Years  | 1363; 53.64 ± 13.20                                | 856; 54.81 ± 12.50                             | 507; 51.65 ± 14.11                                | 0.98 (0.97-0.99) <sup>c</sup>                |
| Educational level <sup>d</sup>  | 1 < secondary school                                 | 367 (26.50%)                                       | 268 (30.91%)                                   | 99 (19.11%)                                       | 1.31 (1.16-1.47) <sup>c</sup>                |
|   | 2 secondary school                                   | 328 (23.68%)                                       | 215 (24.80%)                                   | 113 (21.81%)                                      |  |
|   | 3 further education                                  | 382 (27.58%)                                       | 211 (24.34%)                                   | 171 (33.01%)                                      |  |
|   | 4 college/university                                 | 308 (22.24%)                                       | 173 (19.95%)                                   | 135 (26.06%)                                      |  |
| Employment <sup>d</sup>   | 1 (Self-)employed                                    | 365 (26.24%)                                       | 189 (21.70%)                                   | 176 (33.85%)                                      | Reference                                    |
|   | 2 Looking for a job                                  | 40 (2.88%)   | 22 (2.53%)                                     | 18 (3.46%)  | 0.88 (0.40-1.91)                             |
|   | 3 (Temp.) unable                                     | 304 (29.04%)                                       | 247 (28.36%)                                   | 157 (30.19%)                                      | 0.68 (0.49-0.96) <sup>c</sup>                |
|   | 4 Retired  | 466 (33.50%)                                       | 336 (38.58%)                                   | 130 (25.00%)                                      | 0.42 (0.29-0.60) <sup>c</sup>                |
|   | 5 Other answer options                               | 116 (8.34%)  | 77 (8.84%)                                     | 39 (7.50%)  | 0.54 (0.35-0.85) <sup>c</sup>                |
| Race <sup>d</sup>   | White  | 1186 (85.88%)                                      | 755 (86.99%)                                   | 431 (84.02%)                                      | 0.79 (0.54-1.15)                             |
| Living alone <sup>d</sup>   | Yes  | 265 (19.18%)                                       | 156 (18.01%)                                   | 109 (21.12%)                                      | 1.22 (0.93-1.59)                             |
| Marital status <sup>d</sup>   | 1 Single   | 242 (17.45%)                                       | 132 (15.17%)                                   | 110 (21.28%)                                      | 1.60 (1.21-2.12) <sup>c</sup>                |
|   | 2 Divorced/separated                                 | 149 (10.74%)                                       | 87 (10.00%)                                    | 62 (11.99%)                                       | 1.37 (0.92-2.03)                             |
|   | 3 Widowed  | 41 (2.96%)   | 23 (2.64%)                                     | 18 (3.48%)  | 1.50 (0.94-2.40)                             |
|   | 4 Married/living together                            | 955 (68.85%)                                       | 628 (72.18%)                                   | 327 (63.25%)                                      | Reference                                    |
| <b>Clinical factors</b>   |  |  |  |   |  |
| Cause of heart failure <sup>d</sup>   | 1 Ischemic   | 444 (32.70%)                                       | 284 (33.14%)                                   | 160 (31.94%)                                      | 0.94 (0.69-1.28)                             |
|   | 2 Valvular   | 40 (2.95%)   | 28 (3.27%)                                     | 12 (2.40%)  | 0.72 (0.43-1.21)                             |
|   | 3 Congenital   | 45 (3.31%)   | 26 (3.03%)                                     | 19 (3.79%)  | 1.22 (0.73-2.04)                             |
|   | 4 Idiopathic   | 697 (51.33%)                                       | 436 (50.88%)                                   | 261 (52.10%)                                      | Reference                                    |
|   | 5 Other  | 132 (9.72%)  | 83 (9.68%)                                     | 49 (9.78%)  | 0.98 (0.64-1.53)                             |
| Charlson comorbidity index posttransplant <sup>d</sup>  | Min 0; max 37  | 1395; 1.02 ± 1.39                                  | 877; 0.99 ± 1.39                               | 518; 0.91 ± 1.32                                  | 0.95 (0.86-1.03)                             |
| Number of treated rejections per year in follow-up <sup>d</sup>   | N rejections per year in follow-up                   | 1370; 0.37 ± 0.74                                  | 860; 0.38 ± 0.74                               | 510; 0.37 ± 0.74                                  | 0.98 (0.84-1.14)                             |
| <b>Treatment-related factors</b>  |  |  |  |   |  |
| Number of daily doses of immunosuppressants <sup>d</sup>  | N dosing times/d                                     | 1384; 2.04 ± 0.25                                  | 869; 2.04 ± 0.24                               | 515; 2.05 ± 0.26                                  | 1.26 (0.78-2.03)                             |
| Time since transplantation <sup>d</sup>   | Years  | 1380; 3.36 ± 1.38                                  | 867; 3.33 ± 1.39                               | 513; 3.41 ± 1.37                                  | 1.04 (0.98-1.11)                             |

(Continues)



TABLE 1 (Continued)

| Variables   | Values/scoring   | Total sample<br>N; mean ± SD<br>N (%) <sup>a</sup> | Adherers<br>N; mean ± SD<br>N (%) <sup>b</sup> | Nonadherers<br>N; mean ± SD<br>N (%) <sup>b</sup> | Bivariate analysis<br>Odds ratio<br>(95% CI) |
|---|--|--|--|---|--|
| <b>Condition-related factors</b>  |  |  |  |   |  |
| Depressive symptoms <sup>d</sup>  | Sum score 0 to 56  | 1340; 1.37 ± 0.60                                  | 829; 1.35 ± 0.62                               | 511; 1.39 ± 0.55                                  | 1.01 (0.99-1.01)                             |
| History of diabetes pretransplant <sup>d</sup>  | Yes  | 366 (26.24%)                                       | 231 (26.34%)                                   | 135 (26.06%)                                      | 0.99 (0.78-1.24)                             |
| Posttransplant BMI at time of enrollment <sup>d</sup>   | kg/m <sup>2</sup>  | 1373; 27.06 ± 5.65                                 | 861; 26.85 ± 5.19                              | 512; 27.41 ± 6.35                                 | 1.02 (0.99-1.04)                             |
| <b>Patient-related factors</b>  |  |  |  |   |  |
| Stages of change <sup>d</sup>   | 1 Precontemplation<br>2 Contemplation<br>3 Action/maintenance            | 68 (5.26%)<br>25 (1.93%)<br>1199 (92.80%)          | 41 (5.04%)<br>9 (1.11%)<br>763 (93.85%)        | 27 (5.64%)<br>16 (3.34%)<br>436 (91.02%)          | 0.86 (0.49-1.49)                             |
| Sleep quality <sup>d</sup>  | 0 (very poor) to 10 (very good)  | 1368; 6.82 ± 2.39                                  | 859; 6.95 ± 2.39                               | 509; 6.62 ± 2.37                                  | 0.94 (0.90-0.99) <sup>e</sup>                |
| Daytime sleepiness <sup>d</sup>   | 0 (not at all sleepy) to 10 (very sleepy)                                | 1369; 3.90 ± 2.76                                  | 860; 3.75 ± 2.83                               | 509; 4.15 ± 2.63                                  | 1.05 (1.01-1.09) <sup>e</sup>                |
| Nonadherence to appointment keeping <sup>d</sup>  | No. of last 5 appointments missed  | 1376; 1.08 ± 0.41                                  | 863; 1.07 ± 0.43                               | 513; 1.09 ± 0.39                                  | 1.13 (0.89-1.43)                             |
| Currently smoking or stopped <1 y ago <sup>d</sup>  | Yes  | 90 (6.57%)   | 41 (4.77%)                                     | 49 (9.61%)  | 2.12 (1.46-3.08) <sup>e</sup>                |
| Health literacy: confidence filling out medical forms by oneself <sup>d</sup>                     | Adequate literacy  | 912 (66.86%)                                       | 560 (65.04%)                                   | 352 (69.98%)                                      | 1.25 (0.97-1.62)                             |
| Nonadherence to physical activity recommendations <sup>d</sup>                                    | Sufficiently active  | 633 (46.24%)                                       | 420 (48.89%)                                   | 213 (41.76%)                                      | 0.75 (0.55-1.02)                             |
| Level of alcohol consumption <sup>d</sup>   | 0 No or low level drinking<br>1 Moderate level<br>2 Heavy drinking level | 1356 (97.07%)<br>23 (1.65%)<br>18 (1.29%)          | 824 (97.17%)<br>16 (1.82%)<br>8 (0.91%)        | 503 (96.73%)<br>7 (1.35%)<br>10 (1.92%)           | 1.25 (0.86-1.83)                             |
| Adherence to sun protection measures <sup>d</sup>   | 0 (never) to 5 (always)  | 1377 (3.67 ± 0.81)                                 | 867 (3.71 ± 0.80)                              | 510 (3.59 ± 0.82)                                 | 0.83 (0.72-0.96) <sup>e</sup>                |
| Nonadherence to dietary guidelines <sup>d</sup>   | Adherent   | 232 (16.61%)                                       | 69 (13.27%)                                    | 163 (18.59%)                                      | 1.49 (1.06-2.10) <sup>e</sup>                |
| <b>Block 4: Micro level (family/healthcare provider)</b>  |  |  |  |   |  |
| Social support (practical support dimension) <sup>d</sup>   | 1 (never) to 5 (all the time)  | 1378; 1.78 ± 0.99                                  | 864; 1.73 ± 0.98                               | 514; 1.84 ± 1.00                                  | 1.12 (0.99-1.26)                             |
| Social support (emotional dimension) <sup>d</sup>   | 1 (never) to 5 (all the time)  | 1380; 3.58 ± 1.24                                  | 866; 3.61 ± 1.25                               | 514; 3.51 ± 1.22                                  | 0.94 (0.85-1.03)                             |
| Patient is a member of a patient organization <sup>d</sup>  | Yes  | 329 (24.17%)                                       | 216 (25.29%)                                   | 113 (22.29%)                                      | 0.85 (0.62-1.16)                             |
| Person responsible for preparing immunosuppressants <sup>d</sup>                                  | Patient alone vs partner/family or in collaboration with partner/family  | 1140 (83.27%)                                      | 705 (81.98%)                                   | 437 (85.46%)                                      | 1.30 (0.92-1.81)                             |
| Frequency of having someone helping them to read health-related materials <sup>d</sup>            | 1 (none of the time) to 5 (all of the time)                              | 1370; 1.81 ± 1.22                                  | 860; 1.88 ± 1.28                               | 510; 1.70 ± 1.11                                  | 0.88 (0.80-0.97) <sup>e</sup>                |
| Fluency with language spoken at the transplant center <sup>d</sup>                                | 0 (not fluent at all) to 10 (very fluent)                                | 1386; 9.85 ± 0.76                                  | 869; 9.85 ± 0.69                               | 517; 9.86 ± 0.87                                  | 1.01 (0.83-1.24)                             |
| Transplant team communicates in mother tongue or a language patient masters fluently <sup>d</sup> | Yes  | 1368 (98.49%)                                      | 859 (98.62%)                                   | 509 (98.26%)                                      | 0.79 (0.35-1.79)                             |
| Trust in the healthcare team <sup>d</sup>   | 1 (very low trust) to 5 (very high trust)                                | 1378; 4.59 ± 0.49                                  | 867; 4.62 ± 0.46                               | 511; 4.55 ± 0.54                                  | 0.75 (0.60-0.94) <sup>e</sup>                |

(Continues)

**TABLE 1** (Continued)

| Variables  | Values/scoring                                   | Total sample<br>N; mean ± SD<br>N (%) <sup>a</sup>   | Adherers<br>N; mean ± SD<br>N (%) <sup>b</sup>             | Nonadherers<br>N; mean ± SD<br>N (%) <sup>b</sup>          | Bivariate analysis<br>Odds ratio<br>(95% CI) |
|--|--|--|--|--|--|
| Patient satisfaction with the transplant team <sup>d</sup>   | 1 (very dissatisfied) to 5 (very satisfied)      | 1379; 4.65 ± 0.72  | 866; 4.66 ± 0.76   | 513; 4.63 ± 0.67   | 0.95 (0.79-1.15)                             |
| <b>Block 5: Meso level: transplant center (characteristics and practice patterns in view of chronic illness management)</b>            |  | Measured among: <sup>a</sup><br><sup>e</sup> centers n = 36<br><sup>f</sup> clinicians n = 100<br><sup>g</sup> patients n = 1397 | patient n = 877 <sup>a</sup>                               | patient n = 520 <sup>a</sup>                               |  |
| Type of transplant center <sup>e</sup>   | University teaching                              | 30 (83.33%)  | 739 (84.26%)   | 414 (79.62%)   | 0.73 (0.48-1.10)                             |
| Location of the transplant program <sup>e</sup>  | Urban  | 32 (88.89%)  | 786 (89.62%)   | 449 (86.35%)   | 0.73 (0.42-1.27)                             |
| Years since start of the transplant program <sup>e</sup>   |  | 34; 27.56 ± 6.51   | 825; 27.93 ± 5.97  | 505; 28.51 ± 6.27  | 1.02 (0.98-1.05)                             |
| Number of patients at least 1y post-Tx followed up regularly in HTx center <sup>e,g</sup>  |  | 34; 3.71 ± 2.74  | 796; 4.25 ± 2.74   | 481; 4.27 ± 3.13   | 1.00 (0.99-1.01)                             |
| Center size (based on the number of transplants in the past 5y) <sup>e</sup>   | Small (< 75)<br>Medium (75-100)<br>Large (>100)  | 9 (25.00%)<br>8 (22.22%)<br>19 (52.78%)  | 114 (13.00%)<br>151 (17.22%)<br>612 (69.78%)               | 86 (16.54%)<br>96 (18.46%)<br>338 (65.00%)                 | 0.86 (0.69-1.07)                             |
| Length of hospital stay after HTx surgery in the transplant program <sup>e</sup>   | Days   | 35; 20.29 ± 6.97   | 864; 20.82 ± 6.82  | 510; 20.19 ± 7.44  | 0.99 (0.97-1.01)                             |
| Total number of yearly visits for patients who are at least 1y post-Tx <sup>e</sup>  |  | 35; 9.64 ± 4.81  | 861; 10.45 ± 4.82  | 513; 9.71 ± 4.49   | 0.97 (0.93-1.00)                             |
| Mean total time clinicians meet each patient at the outpatient clinic (patient's perspective) <sup>d</sup>                             | <10 min<br>11-20 min<br>21-30 min<br>>30 min     | 76 (5.53%)<br>382 (27.80%)<br>388 (28.24%)<br>528 (38.43%)   | 42 (4.86%)<br>224 (25.96%)<br>243 (28.16%)<br>354 (41.02%) | 34 (6.65%)<br>158 (30.92%)<br>145 (28.38%)<br>174 (34.05%) | 0.84 (0.75-0.95) <sup>c</sup>                |
| Mean average total time clinician sees patient at the outpatient heart transplant clinic (clinician's perspective) <sup>f,g</sup>      | Hours  | 82; 0.63 ± 0.91  | 827; 0.62 ± 0.55   | 491; 0.58 ± 0.51   | 0.89 (0.69-1.06)                             |
| Patients routinely receive a formal mental health or psychological evaluation before Tx <sup>e</sup>                                   | Yes  | 29 (80.56%)  | 726 (82.78%)   | 427 (81.12%)   | 0.95 (0.55-1.64)                             |
| Patients routinely undergo a formal financial-social evaluation before Tx <sup>e</sup>   | Yes  | 26 (72.22%)  | 607 (69.21%)   | 357 (68.65%)   | 0.97 (0.68-1.39)                             |
| Adherence to immunosuppressants is routinely assessed as part of posttransplant follow-up care <sup>f</sup>                            | Yes  | 94 (96.91%)  | 877; 0.982 ± 0.07  | 520; 0.981 ± 0.07  | 0.78 (0.20-3.08)                             |
| The transplant team discussed the intake of immunosuppressants in daily life <sup>d</sup>  | Yes  | 1295 (94.66%)  | 788 (94.83%)   | 483 (94.34%)   | 0.86 (0.57 -1.30)                            |
| Clinicians reporting that nonadherent patients are targeted with adherence interventions <sup>f</sup>                                  | 1 (never) to 4 (always)                          | 95; 3.00 ± 0.68  | 846; 2.99 ± 0.45   | 500; 2.89 ± 0.44   | 0.59 (0.42-0.81) <sup>c</sup>                |
| Are patients followed up by the same healthcare worker when they visit the outpatient clinic <sup>e</sup>                              | 1 Yes<br>2 Some of the time<br>3 Rarely or never | 29 (80.56%)<br>7 (19.44%)<br>0 (0.0%)  | 700 (79.82%)<br>117 (20.19%)<br>0 (0.0%)                   | 390 (75.00%)<br>130 (25.00%)<br>0 (0.0%)                   | 0.76 (0.51-1.13)                             |
| The initial contact for talking to patients in case of after-hours questions or emergencies is an Advanced Practice Nurse <sup>e</sup> | Yes  | 2 (5.56%)  | 63 (7.18%)   | 27 (5.19%)   | 0.71 (0.30-1.67)                             |

(Continues)

TABLE 1 (Continued)

| Variables  | Values/scoring                              | Total sample<br>N; mean ± SD<br>N (%) <sup>a</sup> | Adherers<br>N; mean ± SD<br>N (%) <sup>b</sup> | Nonadherers<br>N; mean ± SD<br>N (%) <sup>b</sup> | Bivariate analysis<br>Odds ratio<br>(95% CI) |
|--|---|--|--|---|--|
| The initial contact for talking to patients in case of after-hours questions or emergencies is a registered nurse <sup>e</sup>           | Yes   | 7 (19.44%)   | 135 (15.39%)                                   | 95 (18.27%)                                       | 1.23 (0.88-1.69)                             |
| Multidisciplinary team <sup>e</sup>  | Yes   | 29 (80.56%)  | 731 (83.35%)                                   | 419 (80.58%)                                      | 0.83 (0.54-1.26)                             |
| The Advanced Practice Nurse on the team has a certificate or other advanced specialization in transplantation <sup>f</sup>               | Yes   | 34 (58.62%)  | 499; 0.48 ± 0.44                               | 364; 0.46 ± 0.43                                  | 0.90 (0.56-1.46)                             |
| The clinic has someone with the title of care coordinator <sup>f</sup>   | Yes   | 49 (49.00%)  | 877; 0.49 ± 0.41                               | 520; 0.54 ± 0.40                                  | 1.40 (0.89-2.19)                             |
| Patient's perspective of chronic illness management implemented in HTx program (PACIC) <sup>d</sup>                                      | Scoring from 11 to 55                       | 1378; 38.48 ± 10.86                                | 864; 38.96 ± 10.87                             | 514; 37.65 ± 10.80                                | 0.99 (0.98-1.00)                             |
| Healthcare worker's perspective of chronic illness management implemented in HTx program (CIMI-Bright) <sup>f</sup>                      | 1 (strongly disagree) to 5 (strongly agree) | 36; 2.96 ± 0.37                                    | 877; 2.92 ± 0.27                               | 520; 2.93 ± 0.27                                  | 1.27 (0.61-2.60)                             |
| Competencies of Tx team in view of chronic illness management <sup>f</sup>   | 1 (strongly disagree) to 5 (strongly agree) | 100; 3.39 ± 0.42                                   | 877; 3.33 ± 0.32                               | 520; 3.37 ± 0.30                                  | 1.52 (0.86-2.69)                             |
| Level of preparedness of healthcare workers <sup>f</sup>   | 1 (strongly disagree) to 5 (strongly agree) | 100; 3.39 ± 0.43                                   | 877; 3.37 ± 0.38                               | 520; 3.39 ± 0.34                                  | 1.14 (0.69-1.87)                             |
| Opportunities exist in the transplant program for pretransplant patients to meet or interact with posttransplant recipients <sup>f</sup> | Yes   | 97 (97.00%)  | 877; 0.96 ± 0.12                               | 520; 0.97 ± 0.11                                  | 2.32 (0.87-6.18)                             |
| Self-management support interventions are provided during long-term followup <sup>f</sup>  | Yes   | 67 (67.00%)  | 877; 0.59 ± 0.39                               | 522; 0.64 ± 0.37                                  | 1.73 (0.87-6.18)                             |
| Refill of immunosuppressants: pick-up at local pharmacy <sup>d</sup>   | Yes   | 1117 (81.53%)                                      | 716 (83.16%)                                   | 401 (78.78%)                                      | 0.75 (0.51-1.10)                             |
| Refill of immunosuppressants: hospital pharmacy <sup>d</sup>   | Yes   | 305 (22.36%)                                       | 184 (21.50%)                                   | 121 (23.82%)                                      | 1.14 (0.82-1.60)                             |
| Refill of immunosuppressants: physician's office <sup>d</sup>  | Yes   | 31 (2.28%)   | 12 (1.40%)                                     | 19 (3.78%)  | 2.76 (1.57-4.85) <sup>e</sup>                |
| Refill of immunosuppressants: online order <sup>d</sup>  | Yes   | 114 (8.43%)  | 66 (7.74%)                                     | 48 (9.60%)  | 1.27 (0.86-1.87)                             |
| Refill of immunosuppressants: telephone order <sup>d</sup>   | Yes   | 262 (19.42%)                                       | 156 (18.37%)                                   | 106 (21.20%)                                      | 1.20 (0.81-1.76)                             |
| Refill of immunosuppressants: other <sup>d</sup>   | Yes   | 23 (2.12)  | 14 (2.02)                                      | 9 (2.29)  | 1.16 (0.76-1.78)                             |
| <b>Block 6: Healthcare system level</b>  |   |  |  |   |  |
| Health insurance covers costs of immunosuppressants <sup>d</sup>   | 1 yes fully                                 | 811 (59.07%)                                       | 531 (61.60%)                                   | 280 (54.79%)                                      | 1.25 (0.91-1.72)                             |
|  | 2 yes partly                                | 537 (39.11%)                                       | 314 (36.43%)                                   | 223 (43.64%)                                      |  |
|  | 3 no  | 25 (1.82%)   | 17 (1.97%)                                     | 8 (1.57%)   |  |
| Monthly out-of-pocket expenses for immunosuppressants <sup>d</sup>   | 1 0-20\$                                    | 850 (62.82%)                                       | 560 (65.88%)                                   | 290 (57.65%)                                      | 1.25 (1.09-1.43) <sup>e</sup>                |
|  | 2 20.01-60\$                                | 241 (17.81%)                                       | 151 (17.76%)                                   | 90 (17.89%)                                       |  |
|  | 3 60.01-110\$                               | 129 (9.53%)  | 75 (8.82%)                                     | 54 (10.74%)                                       |  |
|  | 4 > 110\$                                   | 133 (9.83%)  | 64 (7.53%)                                     | 69 (13.72%)                                       |  |

(Continues)



TABLE 1 (Continued)

| Variables   | Values/scoring          | Total sample<br>N; mean ± SD<br>N (%) <sup>a</sup> | Adherers<br>N; mean ± SD<br>N (%) <sup>b</sup> | Nonadherers<br>N; mean ± SD<br>N (%) <sup>b</sup> | Bivariate analysis<br>Odds ratio<br>(95% CI) |
|---|-------------------------|--|--|---|--|
| Patient finds it hard to take their immunosuppressants because they cannot afford them <sup>d</sup> | 1 (never) to 5 (always) | 1372; 1.06 ± 0.33                                  | 861; 1.05 ± 0.31                               | 511; 1.08 ± 0.38                                  | 1.28 (0.99-1.66)                             |
| Patient feel they enough money to pay for their immunosuppressants <sup>d</sup>                     | 1 not enough            | 243 (18.37%)                                       | 151 (18.11%)                                   | 92 (18.81%)                                       | 0.96 (0.86-1.07)                             |
|   | 2 mostly enough         | 244 (18.44%)                                       | 154 (18.47%)                                   | 90 (18.40%)                                       |  |
|   | 3 enough                | 615 (46.49%)                                       | 383 (45.92%)                                   | 232 (47.44%)                                      |  |
|   | 4 more than enough      | 221 (16.70%)                                       | 146 (17.51%)                                   | 75 (15.34%)                                       |  |

CI, confidence interval; HTx, heart transplantation; SD, standard deviation; Tx, solid organ transplantation.

<sup>a</sup>Within the total sample column, N's reflect sample sizes at respective levels (patients max n = 1397; centers max n = 36, and clinicians max n = 100).

<sup>b</sup>Within the subgroup columns, N's reflect sample sizes at the patient level (max n = 1397), implying that variables at higher levels were linked to their respective patients at center level, hence differences in sample size presentation compared to the total sample column (a) are possible.

<sup>c</sup>This variable was entered into the multiple model (variables also highlighted in gray tone).

<sup>d</sup>Asked at the patient level.

<sup>e</sup>Variable measured at center level (transplant director report).

<sup>f</sup>Variables measured at clinician level. In order to make the distinction between "adherent" and "nonadherent" groups, these variables were first aggregated at the center level, and then linked to patients from their center. For dichotomous variables expressed in percentages (yes/no), results in the "adherent" and "nonadherent" columns reflect the average percentage of clinicians who responded positively ("yes") to this particular question.

<sup>g</sup>Odds ratios for these variables are to be interpreted in increments of 10 units in their value.

was reported by 14.7% and timing nonadherence (>2 hours deviation from dosing schedule) by 26.5% of patients.

### 3.3 | Multilevel factors of immunosuppressant nonadherence

Table 1 provides descriptive statistics for all multilevel factors, both for the entire group and for adherent and nonadherent groups separately. It also reports ORs and CIs for each multilevel factor that resulted from simple logistic regression analyses predicting nonadherence.

Factors surpassing the inclusion threshold (Table 1) were entered in the multiple sequential regression model using 6 blocks (Table 2). From Block 1, *barriers* and *intention* were both initially retained; but *intention* was explained/replaced by self-efficacy (Block 2), which then lost significance with the inclusion of the Block 3 factors. Block 3 (literature-derived patient-level variables) added *smoking* and *employment*, which was later eliminated by *out-of-pocket expenses* (Block 6). From Block 4 (micro-level variables) *frequency of having someone to help read health-related materials* (a protective factor), was retained, along with 3 of Block 5's meso-level variables (*medication pick-up at the physician office*; *clinicians reporting targeting nonadherent patients with adherence interventions*). Finally, in Block 6's macro-level factors, we noted some collinearity between *employment* and *out-of-pocket expenses*. As only 8% of *employment's* variability was explained by country differences, compared to 24% for *out-of-pocket expenses*, we included only *out-of-pocket expenses*. This left 6 factors associated with immunosuppressant nonadherence. Of these, 4 were independently positively associated with nonadherence (barriers to taking immunosuppressants as prescribed [OR = 11.48; 95% CI, 6.66-21.05]; currently smoking or having stopped less than a year ago [OR: 2.19; 95% CI, 1.35-3.56]; medication pick-up at physician's office [OR = 2.31; 95% CI, 1.24-4.31]; and monthly out-of-pocket immunosuppressant

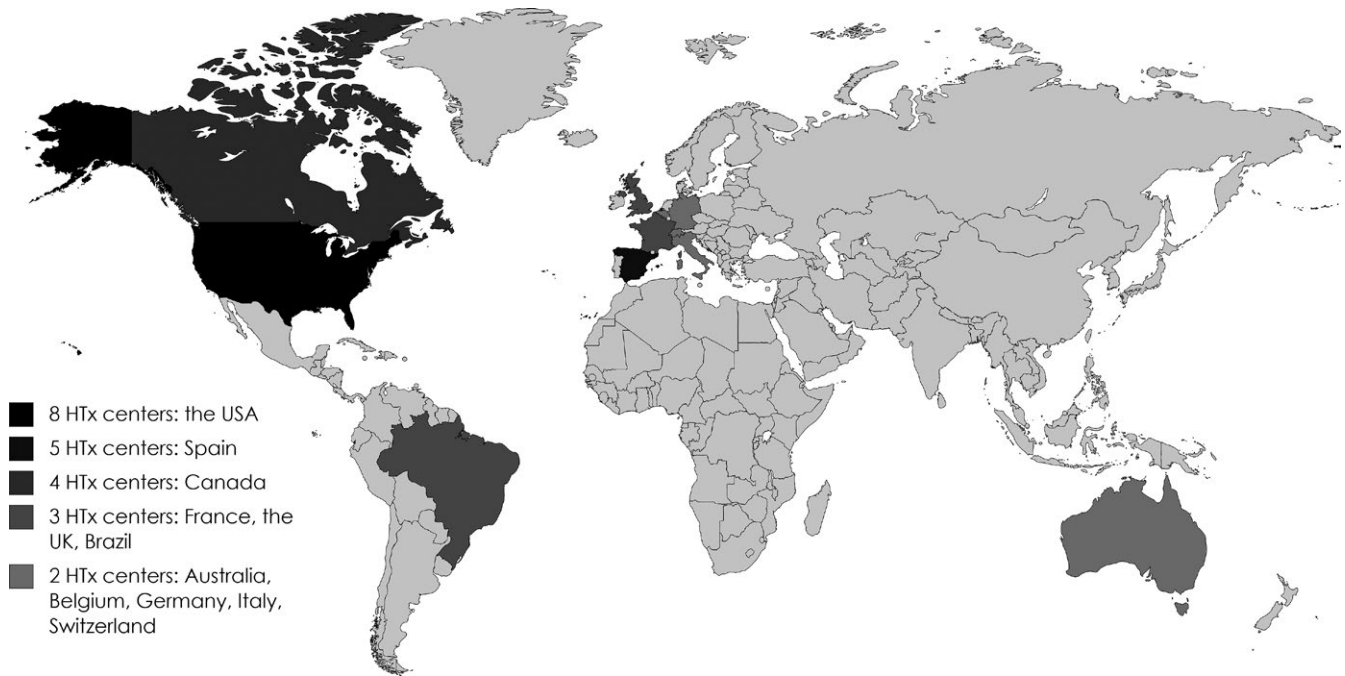
expenses [OR = 1.16; 95% CI, 1.02-1.33]); and 2 were negatively associated, ie protective factors (frequency of having someone to help read health-related materials [OR = 0.85; 95% CI, 0.76-0.95] and clinicians reporting targeting nonadherent patients with adherence interventions [OR = 0.66; 95% CI, 0.48-0.91]). The final model explained 21.7% of the variability in nonadherence (Table 2). If only patient-level variables were left, explained variability remained at 13.0%. Likewise, leaving in only micro-, meso-, and macro-level variables resulted in 2.4%, 8.1%, and 4.3% of explained variability, respectively.

Our sensitivity analyses confirmed all of the included variables' relationships to nonadherence. However, barriers to taking immunosuppressants as prescribed, smoking, and monthly out-of-pocket expenses for immunosuppressants were associated with its taking aspect; barriers, frequency of help reading health-related materials, medication pick-up at physician's office, and clinicians reporting that nonadherent patients were targeted with adherence interventions, were associated with its timing aspect (data not shown). Imputation of missing data did not affect the results.

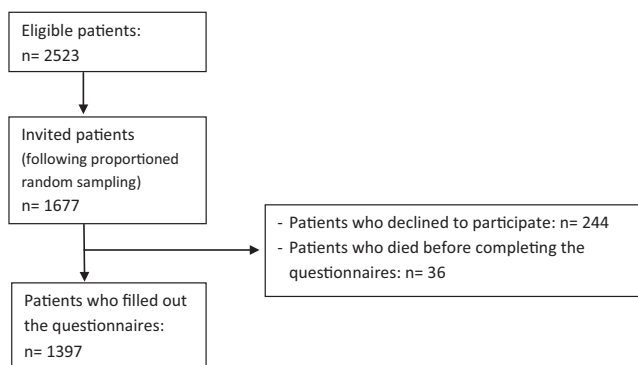
## 4 | DISCUSSION

This multicontinental study is the first in transplantation and one of the first in chronically ill patient populations<sup>6,15,33</sup> to simultaneously investigate patient-, healthcare provider/family-, healthcare organization- and healthcare system-related factors' associations with medication nonadherence. Its main strengths are its large geographical coverage (11 countries) as well as its use of theory to select potential multilevel correlates.<sup>6,19,20,38</sup>

We confirmed previous evidence that the magnitude of implementation phase nonadherence to immunosuppressants is substantial in



**FIGURE 2** Geographical location of participating BRIGHT centers and number of centers per country (N = 36). BRIGHT, Building Research Initiative Group; Chronic Illness Management and Adherence in Transplantation; HTx, heart transplant



**FIGURE 3** Flowchart of heart transplant patient sample

HTx<sup>1</sup> (overall prevalence: 34.1%). Our findings support our hypothesis that multilevel factors are associated with immunosuppressant nonadherence. Our model explained 21.7% of all variability. Congruent with a previous multilevel factor study,<sup>15</sup> much of this could be attributed to patient-level variables; however, higher-level variables still explained a significant amount of nonadherence. This indicates that the currently prevailing perspective—which assigns patients all responsibility for nonadherence—is incorrect.

In fact, only 2 factors were retained at the *patient level*: smoking and adherence barriers, the latter of which was our model's strongest predictor of nonadherence (OR 11.48; CI, 6.66-21.05). Given theoretical models' common treatment of barriers as proximal determinants of health behavior,<sup>38</sup> and the findings of other transplant studies,<sup>17,18</sup> this is no surprise. Assessment of barriers can guide tailored interventions.<sup>43</sup> Still, our final model excluded another determinant of health behavior<sup>38</sup> normally correlated proximally to immunosuppressant nonadherence

in transplantation,<sup>16,18</sup> ie intention. In contrast to adherence's initiation phase, the implementation phase is subject more to nonintentional drivers than to rational ones. Self-efficacy, a factor previously associated negatively with immunosuppressant nonadherence,<sup>4,13,44</sup> was also excluded from the final model: Self-efficacy partly overlaps with barriers in terms of the variance levels the 2 explain, and is excluded if barriers remain.

One novel finding was smoking's independent correlation with nonadherence. We know of no studies in the transplant literature that have reported this association.<sup>45</sup> Both smoking and medication nonadherence are important known risk factors for poor clinical outcomes following HTx.<sup>2,46</sup>

At the *micro level*, we identified 1 protective factor (ie frequency of having someone help read health-related materials). This indicates a very specific aspect of social support linked closely with health literacy or the lack thereof. Congruent with previous evidence in solid organ transplantation,<sup>11,47-49</sup> practical, emotional, and overall social support correlate with better adherence.<sup>50</sup> Although positively linked with adherence in other chronically ill populations,<sup>51</sup> health literacy *per se* was not a significant factor in our analysis, suggesting that patients typically need support in processing health-related information.

Three *meso-level* factors correlated independently with nonadherence. Medication pick-up at the physician's office vs at a pharmacy was associated with higher levels of nonadherence. We can interpret this result from 2 perspectives. First, patients picking up their medication from a pharmacy might receive extra adherence-enhancing interventions compared to those receiving them at the physician's office. Pharmacies are increasingly augmenting their services with adherence support, an intervention proven effective in kidney transplant patients.<sup>52,53</sup> Alternatively, receiving medication at a physician's office,

**TABLE 2** Independent predictors of medication nonadherence (implementation phase) (sequential multiple logistic regression analysis [Block 1 → 6])

| Variable  | Odds ratio (95%CI) | P-value |
|---|--------------------|---------|
| <b>Block 1: Patient level: Integrative Model of Behavioral Prediction (IMBP) (n = 1377; R<sup>2</sup> = 12.3%)</b>                |                    |         |
| Barriers to take immunosuppressants as prescribed   | 11.90 (7.02-20.20) | <.0001  |
| Intention to take the immunosuppressants  | 0.81 (0.66-0.99)   | .04     |
| <b>+ Block 2: Patient level: Integrative Model of Behavioral Prediction (IMBP) (n = 1378; R<sup>2</sup> = 11.6%)</b>              |                    |         |
| Barriers to medication taking   | 9.83 (5.76-16.79)  | <.0001  |
| <i>Self-efficacy with medication taking</i>   | 0.90 (0.82-0.99)   | .04     |
| <b>+ Block 3: Literature derived patient-level variables (n = 1363; R<sup>2</sup> = 14.7%)</b>                                    |                    |         |
| Barriers to take immunosuppressants as prescribed   | 11.60 (6.70-20.01) | <.0001  |
| <i>Currently smoking or stopped &lt;1 y ago</i>   | 2.00 (1.26-3.18)   | .003    |
| <i>Employment: Looking for a job vs (Self-)employed</i>   | 0.85 (0.38-1.91)   | .69     |
| <i>Employment: Disability vs (Self-)employed</i>  | 0.67 (0.47-0.96)   | .03     |
| <i>Employment: Retired vs (Self-)employed</i>   | 0.49 (0.33-0.72)   | .0003   |
| <i>Employment: Other vs (Self-)employed</i>   | 0.53 (0.34-0.86)   | .01     |
| <b>+ Block 4: Micro-level variables: interpersonal relationships family/healthcare provider (n = 1352; R<sup>2</sup> = 15.9%)</b> |                    |         |
| Barriers to take immunosuppressants as prescribed   | 12.05 (6.96-20.85) | <.0001  |
| <i>Currently smoking or stopped &lt;1 y ago</i>   | 2.03 (1.26-3.27)   | .004    |
| <i>Employment: Looking for a job vs (Self-)employed</i>   | 0.84 (0.39-1.85)   | .67     |
| <i>Employment: Disability vs (Self-)employed</i>  | 0.70 (0.49-0.99)   | .05     |
| <i>Employment: Retired vs (Self-)employed</i>   | 0.50 (0.34-0.74)   | .0004   |
| <i>Employment: Other vs (Self-)employed</i>   | 0.54 (0.33-0.89)   | .02     |
| <i>Frequency of having someone helping to read health-related materials</i>   | 0.85 (0.77-0.95)   | .004    |
| <b>+ Block 5: Meso-level: healthcare organization / transplant center (n = 1283; R<sup>2</sup> = 21.2%)</b>                       |                    |         |
| Barriers to take immunosuppressants as prescribed   | 10.92 (6.34-18.80) | <.0001  |
| <i>Currently smoking or stopped &lt;1 y ago</i>   | 2.11 (1.27-3.48)   | .004    |
| <i>Employment: Looking for a job vs (Self-)employed</i>   | 0.83 (0.35-1.95)   | .67     |
| <i>Employment: Disability vs (Self-)employed</i>  | 0.66 (0.46-0.94)   | .02     |
| <i>Employment: Retired vs (Self-)employed</i>   | 0.49 (0.33-0.72)   | .0003   |
| <i>Employment: Other vs (Self-)employed</i>   | 0.52 (0.31-0.85)   | .009    |
| <i>Frequency of having someone helping to read health-related materials</i>   | 0.86 (0.77-0.96)   | .006    |
| <i>Medication pick-up at physician's office</i>   | 2.37 (1.23-4.57)   | .01     |
| <i>Clinicians reporting that non-adherent patients were targeted with adherence interventions</i>                                 | 0.64 (0.48-0.87)   | .004    |
| <b>FINAL MODEL: + Block 6: + macro level variables: health-care system (n = 1262; R<sup>2</sup> = 21.7%)</b>                      |                    |         |
| Barriers to take immunosuppressants as prescribed   | 11.48 (6.66-21.05) | <.0001  |
| <i>Currently smoking or stopped &lt;1 y ago</i>   | 2.19 (1.35-3.56)   | .002    |
| <i>Frequency of having someone helping to read health-related materials</i>   | 0.85 (0.76-0.95)   | .004    |
| <i>Medication pick-up at physician's office</i>   | 2.31 (1.24-4.31)   | .008    |
| <i>Clinicians reporting that non-adherent patients were targeted with adherence interventions</i>                                 | 0.66 (0.48-0.91)   | .01     |
| <i>Monthly out of pocket expenses for immunosuppressants</i>  | 1.16 (1.02-1.33)   | .03     |

This table presents the odds ratio's predicting nonadherence.

Odds ratios >1 indicate a *risk factor* for medication nonadherence.

Odds ratio <1 indicate a *protective factor* for medication nonadherence.

Variables were added sequentially (block 1 until 5) and significant variables retained for next step (see italic and gray highlight).

which allows especially close follow-up, might reflect the physician's perception of a higher nonadherence risk.

As expected, we found that the meso-level "clinicians reporting that patients known to be nonadherent were targeted with adherence

interventions" factor was associated with lower nonadherence. Supporting patient self-management<sup>54,55</sup> is effective in improving outcomes.<sup>56-58</sup> This also includes adherence monitoring as a standard practice.<sup>43</sup>

Finally, at the *macro level*, congruent with previous evidence in chronic illness, monthly out-of-pocket expenses for immunosuppressants were a risk factor for nonadherence.<sup>59,60</sup> A recent international survey showed that out-of-pocket expenses are especially problematic in the United States, but also in Canada and Australia. Furthermore, difficulty paying medical bills is an increasing issue in a number of countries.<sup>61</sup> Responding to a survey, 70% of kidney transplant programs in the United States reported that patients had difficulties paying for their medication.<sup>62</sup> As health insurance status was not retained in our analysis, previous evidence from US studies correlating insurance status inversely with nonadherence was not confirmed.<sup>9,11</sup>

Given that multilevel factors were associated with nonadherence to immunosuppressants—a major risk factor for poor clinical outcomes in transplantation<sup>2</sup>—a multilevel intervention approach targeting not only the patient, but also micro-, meso-, and macro-level factors is necessary. Miller et al, followed by other reports and reviews, previously highlighted the importance of such action at the various levels of the healthcare system.<sup>7,21,24,43,63</sup>

The evidence base for multilevel medication adherence interventions is more limited than at the patient level.<sup>14,24,63-65</sup> High-quality studies included in the latest Cochrane review of medication adherence interventions<sup>65</sup> highlight the value of complex multicomponent interventions featuring support by both family members and healthcare workers (including pharmacists). However, despite addressing adherence barriers via tailored education, counseling, or daily treatment support, they have shown no significant improvements in adherence or clinical outcomes.<sup>65</sup> The systematic review by Viswanathan et al indicates that reducing out-of-pocket expenses and case management together with patient education and behavioral support are effective interventions.<sup>24</sup> At the macro level, policy interventions to decrease transplant patients' financial burden,<sup>52</sup> including full medication coverage, have been proven effective at enhancing adherence.<sup>66</sup>

Limitations of this study include the cross-sectional design, which precludes causal inferences. Second, the use of self-report to assess adherence may be questioned.<sup>67</sup> We carefully considered alternative adherence measures. Electronic monitoring was not feasible, as this would have increased the complexity of data collection, requiring a substantially higher research budget and more logistical support, thus potentially jeopardizing the willingness of centers, clinicians, and patients to participate in the study. While assay is in standard use for immunosuppressant monitoring, a recent study demonstrated the validity of the Medication Level Variability Index to assess nonadherence to tacrolimus in liver transplant groups.<sup>68</sup> We decided not to use assay for several reasons. First, transplant centers differed regarding the types of immunosuppressive regimens prescribed (ie, 63% tacrolimus based, 32% cyclosporine based), and no similar validated formula exists for adherence detection in cyclosporine-based regimens. Moreover, unavailability of electronic medical records in about one fourth of the participating centers complicated retrieval of assay values. Pharmacy refill records were not uniformly available in all centers. We therefore used

a validated interview to document adherence. Another limitation of this study is that, although we included a large set of multilevel factors, more work is needed to identify relevant factors, not only at the patient level, but especially at the micro, meso, and macro levels. Future studies will need to build upon new theoretical or empirical insights.

## 5 | CONCLUSION

Six multilevel factors (adherence barriers, smoking, support reading health-related materials, targeting of nonadherent patients for adherence interventions, medication pick-up at the physician's office, and monthly out-of-pocket costs) were associated with immunosuppressant nonadherence. Medication adherence-enhancing interventions require a multilevel approach combining patient-, healthcare provider/family-, organization-, and policy-level strategies.

## ACKNOWLEDGMENTS

We wish to thank all of the patients and clinicians who participated in the BRIGHT study, Chris Shultis for editing, Remon Helmy for assistance in preparing the manuscript, and Steffen Fieuws for support with the statistics. The BRIGHT study was funded by research grants from the International Transplant Nurses Society (ITNS) in 2008, the International Society for Heart and Lung Transplantation (ISHLT) in 2012, the Swiss Academy of Medical Sciences (SAMW) in 2013, as well as by an unrestricted research grant from Astellas Pharma. None of the grants has a grant number. The funding organizations neither have access to the data nor were involved in the preparation of the manuscript. Co-financed with European Union Regional Development Funds (EURDF).

## DISCLOSURE

The authors of this manuscript have no conflicts of interest to disclose as described by the *American Journal of Transplantation*.

## REFERENCES

1. Dew MA, Dabbs AD, Myaskovsky L, et al. Meta-analysis of medical regimen adherence outcomes in pediatric solid organ transplantation. *Transplantation*. 2009;88(5):736-746.
2. De Geest S, Denhaerynck K, Dobbels F. Clinical and economic consequences of non-adherence to immunosuppressive drugs in adult solid organ transplantation. In: Grinyó JM, eds. *International Transplantation Updates*. Barcelona: Permanyer Publications; 2011:63-81.
3. Vrijens B, De Geest S, Hughes DA, et al. A new taxonomy for describing and defining adherence to medications. *Br J Clin Pharmacol*. 2012;73(5):691-705.
4. De Geest S, Abraham I, Moons P, et al. Late acute rejection and subclinical noncompliance with cyclosporine therapy in heart transplant recipients. *J Heart Lung Transplant*. 1998;17(9):854-863.
5. Dobbels F, De Geest S, van Cleemput J, Droogne W, Vanhaecke J. Effect of late medication non-compliance on outcome after

- heart transplantation: a 5-year follow-up. *J Heart Lung Transplant.* 2004;23(11):1245-1251.
6. Berben L, Dobbels F, Engberg S, Hill MN, De Geest S. An ecological perspective on medication adherence. *West J Nurs Res.* 2012;34(5):635-653.
  7. Sabaté E. *Adherence to Long-Term Therapies: Evidence for Action.* Geneva: World Health Organization; 2003.
  8. Russell C, Sereika S, Drent G, et al. A systematic review and meta-analysis of determinants and outcomes of posttransplantation medication non-adherence in adult single solid organ transplantation. *Transpl Int.* 2015;28(suppl 4):204.
  9. Castleberry AW, Bishawi M, Worni M, et al. Medication nonadherence after lung transplantation in adult recipients. *Ann Thorac Surg.* 2017;103(1):274-280.
  10. Dew MA, DiMartini AF, Dabbs AD, et al. Rates and risk factors for nonadherence to the medical regimen after adult solid organ transplantation. *Transplantation.* 2007;83(7):858-873.
  11. Dew MA, DiMartini AF, Dabbs AD, et al. Adherence to the medical regimen during the first two years after lung transplantation. *Transplantation.* 2008;85(2):193-202.
  12. Denhaerynck K, Desmyttere A, Dobbels F, et al. Nonadherence with immunosuppressive drugs: U.S. compared with European kidney transplant recipients. *Prog Transplant.* 2006;16(3):206-214.
  13. Denhaerynck K, Dobbels F, Cleemput I, et al. Prevalence, consequences, and determinants of nonadherence in adult renal transplant patients: a literature review. *Transpl Int.* 2005;18(10):1121-1133.
  14. Hu L, Lingler JH, Sereika SM, et al. Nonadherence to the medical regimen after lung transplantation: a systematic review. *Heart Lung.* 2017;46(3):178-186.
  15. Chan DC, Shrank WH, Cutler D, et al. Patient, physician, and payment predictors of statin adherence. *Med Care.* 2010;48(3):196-202.
  16. Chisholm MA, Williamson GM, Lance CE, Mulloy LL. Predicting adherence to immunosuppressant therapy: a prospective analysis of the theory of planned behaviour. *Nephrol Dial Transplant.* 2007;22(8):2339-2348.
  17. Chisholm-Burns M, Pinsky B, Parker G, et al. Factors related to immunosuppressant medication adherence in renal transplant recipients. *Clin Transplant.* 2012;26(5):706-713.
  18. Schmid-Mohler G, Thut MP, Wüthrich RP, Denhaerynck K, De Geest S. Non-adherence to immunosuppressive medication in renal transplant recipients within the scope of the Integrative Model of Behavioral Prediction: a cross-sectional study. *Clin Transplant.* 2010;24(2):213-222.
  19. Bronfenbrenner U. Toward an experimental ecology of human development. *Am Psychol.* 1977;7:513-531.
  20. Bronfenbrenner U. *The Ecology of Human Development. Experiments by Nature and Design.* Cambridge, MA: Harvard University Press; 1980.
  21. Miller NH, Hill M, Kottke T, Ockene IS. The multilevel compliance challenge: Recommendations for a call to action. A statement for healthcare professionals. *Circulation.* 1997;95(4):1085-1090.
  22. Nunes V, Neilson J, O'Flynn N, et al., *Clinical Guidelines and Evidence Review for Medicines Adherence: Involving Patients in Decisions About Prescribed Medicines and Supporting Adherence.* London: National Collaborating Centre for Primary Care and Royal College of General Practitioners; 2009.
  23. Hill MN, Miller NH, DeGeest S. ASH position paper: Adherence and persistence with taking medication to control high blood pressure. *J Clin Hypertens (Greenwich).* 2010;12(10):757-764.
  24. Viswanathan M, Golin CE, Jones CD, et al. Interventions to improve adherence to self-administered medications for chronic diseases in the United States: a systematic review. *Ann Intern Med.* 2012;157(11):785-795.
  25. Jackson TH, Bentley JP, McCaffrey DJ 3rd, Pace P, Holmes E, West-Strum D. Store and prescription characteristics associated with primary medication nonadherence. *J Manag Care Spec Pharm.* 2014;20(8):824-832.
  26. Aarnio EJ, Martikainen JA, Helin-Salmivaara A, et al. Register-based predictors of adherence among new statin users in Finland. *J Clin Lipidol.* 2014;8(1):117-125.
  27. Berben L, Engberg S, Sereika SM, Dobbels F, Hill M, De Geest S. System factors as correlates of adherence in HIV and transplant populations: a systematic review. *Transpl Int.* 2011;24(S2):155.
  28. Boyer S, Clerc I, Bonono CR, Marcellin F, Bilé PC, Ventelou B. Non-adherence to antiretroviral treatment and unplanned treatment interruption among people living with HIV/AIDS in Cameroon: individual and healthcare supply-related factors. *Soc Sci Med.* 2011;72(8):1383-1392.
  29. Craig H, Wright B. Nonadherence to prophylactic - negative attitudes toward doctors a strong predictor. *Aust Fam Physician.* 2012;41(10):815-818.
  30. Marsicano EO, Fernandes NS, Colugnati FA, Fernandes NM, De Geest S, Sanders-Pinheiro H. Multilevel correlates of non-adherence in kidney transplant patients benefitting from full cost coverage for immunosuppressives: a cross-sectional study. *PLoS ONE.* 2015;10(11):e0138869.
  31. Muya AN, Geldsetzer P, Hertzmark E, et al. Predictors of nonadherence to antiretroviral therapy among HIV-infected adults in Dar es Salaam, Tanzania. *J Int Assoc Provid AIDS Care.* 2015;14(2):163-171.
  32. Tamblyn R, Eguale T, Huang A, Winslade N, Doran P. The incidence and determinants of primary nonadherence with prescribed medication in primary care: a cohort study. *Ann Intern Med.* 2014;160(7):441-450.
  33. Morrison VL, Holmes EA, Parveen S, et al. Predictors of self-reported adherence to antihypertensive medicines: a multinational, cross-sectional survey. *Value Health.* 2015;18(2):206-216.
  34. Berben L, Denhaerynck K, Dobbels F, et al. Building research initiative group: chronic illness management and adherence in transplantation (BRIGHT) study: study protocol. *J Adv Nurs.* 2015;71(3):642-654.
  35. Dobbels F, Berben L, De Geest S, et al. The psychometric properties and practicability of self-report instruments to identify medication nonadherence in adult transplant patients: a systematic review. *Transplantation.* 2010;90(2):205-219.
  36. Marsicano Ede O, Fernandes Nda S, Colugnati F, et al. Transcultural adaptation and initial validation of Brazilian-Portuguese version of the Basel assessment of adherence to immunosuppressive medications scale (BAASIS) in kidney transplants. *BMC Nephrol.* 2013;14:108.
  37. Ducci J, De Simone P, Denhaerynck K, Dobbels F, De Geest S. Correlates of subclinical non adherence to immunosuppression after liver transplantation. *Transpl Int.* 2013;26(suppl 2):99.
  38. Fishbein M, Hennessy M, Yzer M, Douglas J, et al. Can we explain why some people do and some do not act on their intentions? *Psychol Health Med.* 2003;8(1):3-18.
  39. Russell C., Sereika S, Drent M, et al. A systematic review and meta-analysis of determinants and outcomes of post-transplantation medication non-adherence in adult single solid organ transplantation. *Transpl Int.* 2015;28(suppl 4):BO219.
  40. Zeger SL, Liang KY. *Longitudinal data analysis for discrete and continuous outcomes.* *Biometrics.* 1986;42(1):121-130.
  41. Tan TK, Kang T, Hogan D. Using GEE to model student's satisfaction: a SAS macro approach. SAS Global Forum 2009. <http://support.sas.com/resources/papers/proceedings09/251-2009.pdf>. Accessed June 29, 2017.
  42. Transplantation, T.I.S.f.H.a.L. Registries - Heart/Lung Registries > Slides. <http://www.ishlt.org/registries/slides.asp?slides=heartLungRegistry>. Accessed July 20, 2017.
  43. Neuberger JM, Bechstein WO, Kuypers DR, et al. Practical recommendations for long-term management of modifiable risks in kidney and liver transplant recipients: a guidance report and clinical checklist by the Consensus on Managing Modifiable Risk in



- Transplantation (COMMIT) Group. *Transplantation*. 2017;101(4S Suppl 2):S1-S56
44. Weng LC, Yang YC, Huang HL, Chiang YJ, Tsai YH. Factors that determine self-reported immunosuppressant adherence in kidney transplant recipients: a correlational study. *J Adv Nurs*. 2017;73(1):228-239.
  45. Duerinckx N, Burkharter H, Engberg SJ, et al. Correlates and outcomes of posttransplant smoking in solid organ transplant recipients: a systematic literature review and meta-analysis. *Transplantation*. 2016;100(11):2252-2263.
  46. Crespo-Leiro MG, Villa-Arranz A, Manito-Lorite N, et al. Lung cancer after heart transplantation: results from a large multicenter registry. *Am J Transplant*. 2011;11(5):1035-1040.
  47. Chisholm-Burns MA, Spivey CA, Wilks SE. Social support and immunosuppressant therapy adherence among adult renal transplant recipients. *Clin Transplant*. 2010;24(3):312-320.
  48. Dobbels F, Vanhaecke J, Desmyttere A, Dupont L, Nevens F, De Geest S. Prevalence and correlates of self-reported pretransplant nonadherence with medication in heart, liver, and lung transplant candidates. *Transplantation*. 2005;79(11):1588-1595.
  49. Stilley CS, DiMartini AF, de Vera ME, et al. Individual and environmental correlates and predictors of early adherence and outcomes after liver transplantation. *Prog Transplant*. 2010;20(1):58-66; quiz 67.
  50. DiMatteo MR. Social support and patient adherence to medical treatment: a meta-analysis. *Health Psychol*. 2004;23(2):207-218.
  51. Miller TA. Health literacy and adherence to medical treatment in chronic and acute illness: a meta-analysis. *Patient Educ Couns*. 2016;99(7):1079-1086.
  52. Chisholm-Burns MA, Spivey CA, Garrett C, McGinty H, Mulloy LL. Impact of clinical pharmacy services on renal transplant recipients' adherence and outcomes. *Patient Prefer Adherence*. 2008; 2:287-292.
  53. Tschida S, Aslam S, Khan TT, Sahli B, Shrank WH, Lal LS. Managing specialty medication services through a specialty pharmacy program: the case of oral renal transplant immunosuppressant medications. *J Manag Care Pharm*. 2013;19(1):26-41.
  54. Bodenheimer T, Wagner EH, Grumbach K. Improving primary care for patients with chronic illness. *JAMA*. 2002;288(14):1775-1779.
  55. De Geest S, Dobbels F, Gordon E, De Simone P. Chronic illness management as an innovative pathway for enhancing long-term survival in transplantation. *Am J Transplant*. 2011;11(10):2262-2263.
  56. Bodenheimer T, Lorig K, Holman H, Grumbach K. Patient self-management of chronic disease in primary care. *JAMA*. 2002;288(19):2469-2475.
  57. Busse R. *Tackling Chronic Diseases in Europe. Strategies, Interventions and Challenges*. Copenhagen: WHO Regional Office for Europe; 2010
  58. Nuño R, Coleman K, Bengoa R, Sauto R. Integrated care for chronic conditions: The contribution of the ICCC Framework. *Health Policy*. 2012;105(1):55-64.
  59. Hess LM, Louder A, Winfree K, Zhu YE, Oton AB, Nair R. Factors associated with adherence to and treatment duration of erlotinib among patients with non-small cell lung cancer. *J Manag Care Spec Pharm*. 2017;23(6):643-652.
  60. Karter AJ, Parker MM, Solomon MD, et al. Effect of out-of-pocket cost on medication initiation, adherence, and persistence among patients with type 2 diabetes: the diabetes study of Northern California (DISTANCE) [published online ahead of print 2017]. *Health Serv Res*. 2017. <https://www.ncbi.nlm.nih.gov/pubmed/28474736>
  61. Schoen C, Osborn R, Squires D, Doty MM. Access, affordability, and insurance complexity are often worse in the United States compared to ten other countries. *Health Aff (Millwood)*. 2013;32(12):2205-2215.
  62. Evans RW, Applegate WH, Briscoe DM, et al. Cost-related immunosuppressive medication nonadherence among kidney transplant recipients. *Clin J Am Soc Nephrol*. 2010;5(12):2323-2328.
  63. De Geest S, Burkharter H, De Bleser L, et al. Immunosuppressive drugs and non-adherence in transplantation. *J Renal Nurs*. 2010;2(2):58-63.
  64. Low JK, Williams A, Manias E, Crawford K. Interventions to improve medication adherence in adult kidney transplant recipients: a systematic review. *Nephrol Dial Transplant*. 2015;30(5):752-761.
  65. Nieuwlaat R, Wilczynski N, Navarro T, et al. Interventions for enhancing medication adherence. *Cochrane Database Syst Rev*. 2014; (11):CD000011. <https://doi.org/10.1002/14651858.CD000011.pub4>
  66. Choudhry NK, Avorn J, Glynn RJ, et al. Full coverage for preventive medications after myocardial infarction. *N Engl J Med*. 2011;365(22): 2088-2097.
  67. De Bleser L, Dobbels F, Berben L, et al. The spectrum of nonadherence with medication in heart, liver, and lung transplant patients assessed in various ways. *Transpl Int*. 2011;24(9):882-891.
  68. Shemesh E, Bucuvalas JC, Anand R, et al. The medication level variability index (MLVI) predicts poor liver transplant outcomes: a prospective multi-site study. *Am J Transplant*. 2017;17(10): 2668-2678.

## APPENDIX 1

The BRIGHT Study team consists of: Maria G. Crespo-Leiro (Hospital Universitario À Coruña, La Coruña, Spain); Sandra Cupples (U.S. Department of Veterans Affairs, Veterans Health Administration, Washington DC, USA); Paolo De Simone (Azienda Ospedaliero - Universitaria Pisana, Ospedale Cisanello, Pisa, Italy); Albert Groenewoud (Astellas Pharma Europe Ltd., UK); Christiane Kugler (Hannover Medical School, Hannover, Germany); Linda Ohler (George Washington University, Washington DC, USA); Johan Van Cleemput (University Hospitals Leuven, Leuven, Belgium); Alain Jean Poncelet (Cliniques Universitaires Saint - Luc, Brussels, Belgium); Laurent Sebbag (Hôpital Louis Pradel, Lyon, France); Magali Michel (Hôpital Nord Laennec, Nantes, France); Andrée Bernard (Hôpital Universitaire Pitié - Salpêtrière, Paris, France); Andreas Doesch (University Hospital Heidelberg, Heidelberg, Germany); Ugolino Livi (University Hospital Udine, Udine, Italy); Valentina Manfredini (University of Bologna, Bologna, Italy); Vicens Brossa-Loidi (Hospital de Sant Pau, Barcelona, Spain); Javier Segovia-Cubero (Hospital Puerta de Hierro, Madrid, Spain); Luis Almenar-Bonet (Hospital Universitari i Politècnic La Fe de Valencia, Valencia, Spain); Carmen Segura Saint-Gerons (Hospital Univeritario Reina Sofia, Córdoba, Spain); Paul Mohacsi (University Hospital of Bern, Bern, Switzerland); Eva Horvath (University Hospital Zurich, Zurich, Switzerland); Cheryl Riotto (Papworth Hospital, Cambridge, UK); Gareth Parry (Freeman Hospital, Newcastle, UK); Ashi Firouzi (Royal Brompton & Harefield NHS Foundation Trust, London, UK); Stella Kozuszko (Toronto General Hospital, Toronto, Canada); Haissam Haddad (University of Ottawa Heart Institute, Ottawa, ON, Canada); Annemarie Kaan (St Paul's Hospital, Vancouver, BC, Canada); Grant Fisher (London Health Sciences Centre, London, ON, Canada); Tara Miller (Duke University Hospital, Durham, NC, USA); Maureen Flattery (Virginia Commonwealth University Health System, Richmond, VA, USA); Kristin Ludrosky (Cleveland Clinic, OH, USA); Bernice Coleman (Cedars-Sinai Medical Center, Los Angeles,

CA, USA); Jacqueline Trammell (Kaiser Permanente Santa Clara Medical Center, Santa Clara, CA, USA); Katherine St. Clair, Andrew Kao (St. Luke's Hospital, Kansas City, MO, USA); Maria Molina (Hospital of the University of Pennsylvania, Philadelphia, PA, USA); Karyn Ryan Canales (Ochsner Medical Center, New Orleans, LA, USA); Samira Scalco de Almeida (Hospital Israelita Albert Einstein, São Paulo, Brazil & Paulista Nursing School, Universidade Federal de São Paulo); Andrea Cotait Ayoub (Instituto Dante Pazzanese de Cardiologia, São Paulo, Brazil); Fernanda Barone (Instituto do Coração da Universidade de São Paulo, São Paulo, Brazil); Michelle Harkess (St. Vincent's Hospital, Sydney, Australia); Joanne Maddicks-Law (The Prince Charles Hospital, Brisbane, Australia).

## SUPPORTING INFORMATION

Additional Supporting Information may be found online in the supporting information tab for this article.

**How to cite this article:** Denhaerynck K, Berben L, Dobbels F, et al. Multilevel factors are associated with immunosuppressant nonadherence in heart transplant recipients: The international BRIGHT study. *Am J Transplant*. 2018;18:1447-1460. <https://doi.org/10.1111/ajt.14611>